

















DIMORE<sup>22</sup>

DIMORE

MASIERO



MASIERO

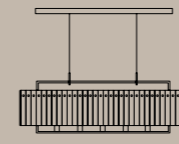
**DIMORE**

**MASIERO**

# Collections



**Blink**  
370



**Crek**  
180



**Cristalis**  
328




**Cubo**  
190



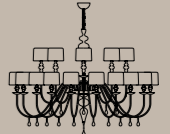
**Cupole**  
258



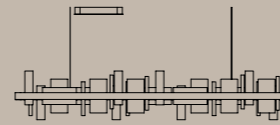
**Dame**  
346



**Darshan**  
316



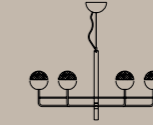
**Eva**  
210



**Honicé**  
92



**Horo**  
50



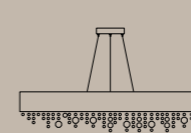
**Iglù**  
36



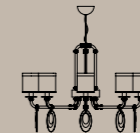
**Libe**  
288



**Nappe**  
108



**Olà**  
130



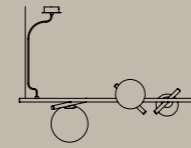
**Olympya**  
166



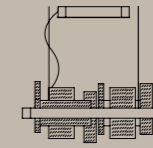
**Palm**  
302



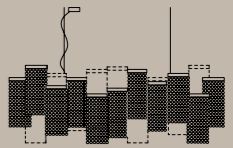
**Papilio**  
272



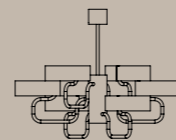
**Posy**  
16



**Ribbon**  
156



**Skyline**  
338



**Sound**  
224



**Timeo**  
248



**Vegas**  
74

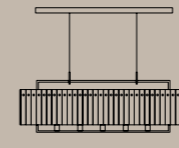


**Vollee**  
356

# Suspension



**Blink**  
370



**Crek**  
180



**Cristalis**  
328




**Cubo**  
190



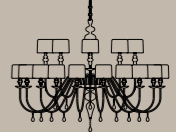
**Cupole**  
258



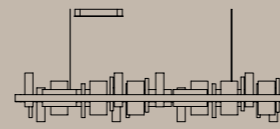
**Dame**  
346



**Darshan**  
316



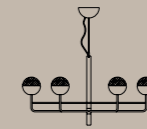
**Eva**  
210



**Honicè**  
92



**Horo**  
50



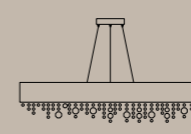
**Iglù**  
36



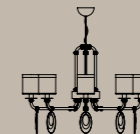
**Libe**  
288



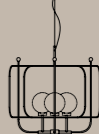
**Nappe**  
108



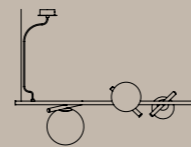
**Olà**  
130



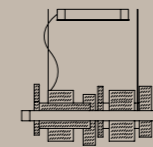
**Olympya**  
166



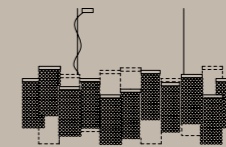
**Papilio**  
272



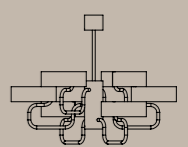
**Posy**  
16



**Ribbon**  
156



**Skyline**  
338



**Sound**  
224



**Timeo**  
248



**Vegas**  
74



**Vollee**  
356

# Applique



**Blink**  
370



**Crek**  
180



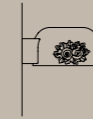
**Cristalis**  
328



**Cubo**  
190



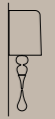
**Cupole**  
258



**Dame**  
346



**Darshan**  
316



**Eva**  
210



**Honicé**  
92



**Horo**  
50



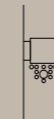
**Iglù**  
36



**Libe**  
288



**Nappe**  
108



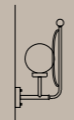
**Olà**  
130



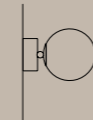
**Olympya**  
166



**Palm**  
302



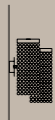
**Papilio**  
272



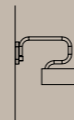
**Posy**  
16



**Ribbon**  
156



**Skyline**  
338



**Sound**  
224



**Timeo**  
248



**Vegas**  
74


# Ceiling



**Blink**  
370



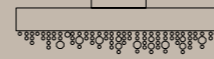
**Cristalis**  
328



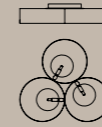
**Cubo**  
190



**Iglù**  
36



**Olà**  
130



**Sound**  
224

# Table



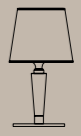
**Crek**  
180



**Cristalis**  
328



**Cupole**  
258



**Darshan**  
316



**Eva**  
210



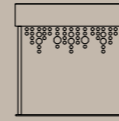
**Horo**  
50



**Iglù**  
36



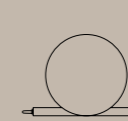
**Libe**  
288



**Olà**  
130



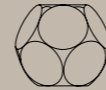
**Papilio**  
272



**Posy**  
16



**Sound**  
224



**Timeo**  
248



**Vegas**  
74

# Floor



Cupole  
258



Darshan  
316



Eva  
210



Horo  
50



Iglù  
36



Olà  
130



Papilio  
272



Posy  
16




Sound  
224



Timeo  
248



# Collections



# Posy

IT Equilibrio e semplicità sono le parole chiave di Posy. Sfera e stelo interagiscono tra di loro fino a trovare un equilibrio naturale che crea stupore per la naturale bellezza.

EN Balance and simplicity are the keywords of Posy. The sphere and stem interact with each other to achieve a natural balance that amazes for its natural beauty.

POSY VERT 3

DESIGN BY  
SARA MORONI

SUSPENSION  
APPLIQUE  
TABLE LAMP  
FLOOR LAMP





















# Posy

Struttura in metallo galvanizzato.  
Diffusore in vetro triplex di Murano  
bianco opalino.

Galvanic metal structure . Triplex  
opal white Murano glass diffuser.

Galvanisierte Metallstruktur.  
Opalweisser Triplex-Diffusor aus  
Muranoglas.

Estructura de metal galvanizado.  
Difusor de vidrio triplex de Murano  
blanco opalino.

Structure en métal galvanisé.  
Diffuseur en verre triplex de  
Murano opale blanc.

Металлическая структура с  
гальваническим покрытием.  
Рассеиватель из триплексного  
муранского стекла бело-  
опалового цвета.

这种灯具的结构是电镀的金属，光扩  
散是白色Murano三层玻璃做的。

هيكل من المعدن المجلفن.  
ناشر ضوء من زجاج ثلاثي أبيض  
مورانو أوبال.

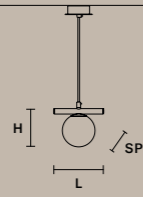


G18 Ottone spazzolato  
Brushed brass

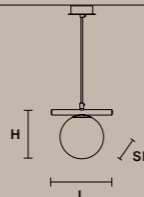


Vetro triplex di Murano  
Triplex Murano glass

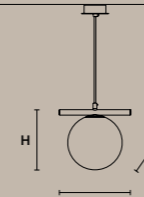
POSY S1 12	
L	18 cm / 7.09"
SP	12 cm / 4.72"
H	14 cm / 5.51"
STANDARD LIGHTING	
1xG9x10 W MAX (NOT INCL.)*	
USA	1xG9x10 W MAX (NOT INCL.)*
* BULB MAX Ø 37 mm L 70 mm	



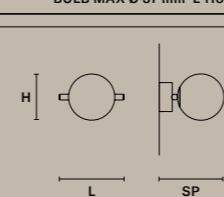
POSY S1 16	
L	22 cm / 8.66"
SP	16 cm / 6.30"
H	18 cm / 7.09"
STANDARD LIGHTING	
1xE14x10 W MAX (NOT INCL.)*	
USA	1xE12x10 W MAX (NOT INCL.)*
* BULB MAX Ø 37 mm L 110 mm	



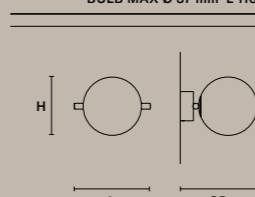
POSY S1 20	
L	26 cm / 10.24"
SP	20 cm / 7.87"
H	22 cm / 8.66"
STANDARD LIGHTING	
1xE14x10 W MAX (NOT INCL.)*	
USA	1xE12x10 W MAX (NOT INCL.)*
* BULB MAX Ø 37 mm L 150 mm	



POSY A1 P	
L	22 cm / 8.66"
SP	22 cm / 8.66"
H	16 cm / 6.30"
STANDARD LIGHTING	
1xE14x10 W MAX (NOT INCL.)*	
USA	1xE12x10 W MAX (NOT INCL.)*
* BULB MAX Ø 37 mm L 110 mm	



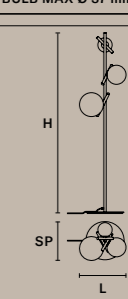
POSY A1 G	
L	26 cm / 10.24"
SP	26 cm / 10.24"
H	20 cm / 7.87"
STANDARD LIGHTING	
1xE14x10 W MAX (NOT INCL.)*	
USA	1xE12x10 W MAX (NOT INCL.)*
* BULB MAX Ø 37 mm L 110 mm	



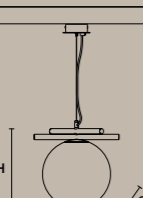
POSY TL	
L	26 cm / 10.24"
SP	20 cm / 7.87"
H	20 cm / 7.87"
STANDARD LIGHTING	
1xE14x10 W MAX (NOT INCL.)*	
USA	1xE12x10 W MAX (NOT INCL.)*
* BULB MAX Ø 37 mm L 110 mm	



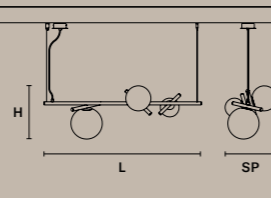
POSY STL	
L	39 cm / 15.35"
SP	32 cm / 12.60"
H	152 cm / 59.84"
STANDARD LIGHTING	
1xG9x10 W MAX (NOT INCL.)*	
2xE14x10 W MAX (NOT INCL.)**	
USA	1xG9x10 W MAX (NOT INCL.)*
2xE12x10 W MAX (NOT INCL.)**	
* BULB MAX Ø 37 mm L 70 mm	
** BULB MAX Ø 37 mm L 110 mm	



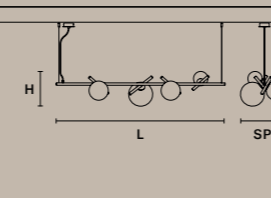
POSY S1 25	
L	31 cm / 12.20"
SP	25 cm / 9.84"
H	29 cm / 11.42"
STANDARD LIGHTING	
1xE27x20 W MAX (NOT INCL.)*	
USA	1xE26x60 W MAX (NOT INCL.)*
* BULB MAX Ø 62 mm L 185 mm	



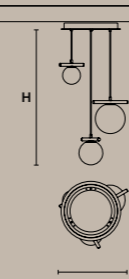
POSY BIL3	
L	100 cm / 39.37"
SP	33 cm / 12.99"
H	34 cm / 13.39"
STANDARD LIGHTING	
1xG9x10 W MAX (NOT INCL.)*	
2xE14x10 W MAX (NOT INCL.)**	
USA	1xG9x10 W MAX (NOT INCL.)*
2xE12x10 W MAX (NOT INCL.)**	
* BULB MAX Ø 37 mm L 70 mm	
** BULB MAX Ø 37 mm L 110 mm	



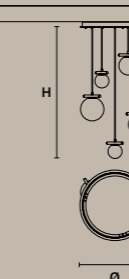
POSY BIL4	
L	140 cm / 55.12"
SP	38 cm / 14.96"
H	29 cm / 11.42"
STANDARD LIGHTING	
1xG9x10 W MAX (NOT INCL.)*	
3xE14x10 W MAX (NOT INCL.)**	
USA	1xG9x10 W MAX (NOT INCL.)*
3xE12x10 W MAX (NOT INCL.)**	
* BULB MAX Ø 37 mm L 70 mm	
** BULB MAX Ø 37 mm L 110 mm	



POSY S3	
ø	40 cm / 15.75"
H MAX	160 cm / 62.99"
STANDARD LIGHTING	
1xG9x10 W MAX (NOT INCL.)*	
2xE14x10 W MAX (NOT INCL.)**	
USA	1xG9x10 W MAX (NOT INCL.)*
2xE12x10 W MAX (NOT INCL.)**	
* BULB MAX Ø 37 mm L 70 mm	
** BULB MAX Ø 37 mm L 110 mm	



POSY S5	
ø	60 cm / 23.62"
H MAX	160 cm / 62.99"
STANDARD LIGHTING	
2xG9x10 W MAX (NOT INCL.)*	
3xE14x10 W MAX (NOT INCL.)**	
USA	2xG9x10 W MAX (NOT INCL.)*
3xE12x10 W MAX (NOT INCL.)**	
* BULB MAX Ø 37 mm L 70 mm	
** BULB MAX Ø 37 mm L 110 mm	



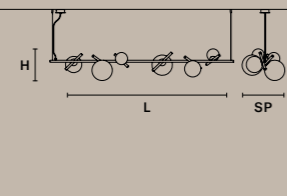
POSY C5 RD 40	
ø	40 cm / 15.75"
H MAX	160 cm / 62.99"
STANDARD LIGHTING	
5xG9x10 W MAX (NOT INCL.)*	
USA	5xG9x10 W MAX (NOT INCL.)*
* BULB MAX Ø 37 mm L 70 mm	



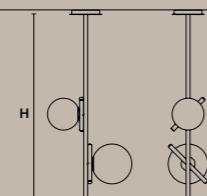
POSY C7 RD 60	
ø	60 cm / 23.62"
H MAX	160 cm / 62.99"
STANDARD LIGHTING	
7xG9x10 W MAX (NOT INCL.)*	
USA	7xG9x10 W MAX (NOT INCL.)*
* BULB MAX Ø 37 mm L 70 mm	



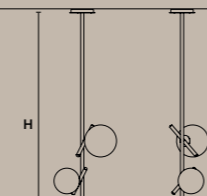
POSY BIL6	
L	180 cm / 70.87"
SP	42 cm / 16.53"
H	31 cm / 12.20"
STANDARD LIGHTING	
2xG9x10 W MAX (NOT INCL.)*	
4xE14x10 W MAX (NOT INCL.)**	
USA	2xG9x10 W MAX (NOT INCL.)*
4xE12x10 W MAX (NOT INCL.)**	
* BULB MAX Ø 37 mm L 70 mm	
** BULB MAX Ø 37 mm L 110 mm	



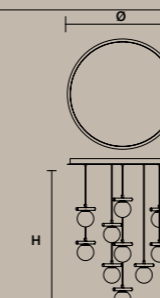
POSY VERT 2	
L	42 cm / 16.54"
SP	20 cm / 7.87"
H	102 cm / 40.16"
STANDARD LIGHTING	
2xE14x10 W MAX (NOT INCL.)*	
USA	2xE12x10 W MAX (NOT INCL.)*
* BULB MAX Ø 37 mm L 70 mm	



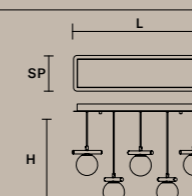
POSY VERT 3	
L	39 cm / 15.35"
SP	32 cm / 12.60"
H	142 cm / 55.91"
STANDARD LIGHTING	
1xG9x10 W MAX (NOT INCL.)*	
2xE14x10 W MAX (NOT INCL.)**	
USA	1xG9x10 W MAX (NOT INCL.)*
2xE12x10 W MAX (NOT INCL.)**	
* BULB MAX Ø 37 mm L 70 mm	
** BULB MAX Ø 37 mm L 110 mm	



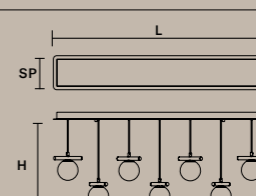
POSY C10 RD 80	
ø	80 cm / 31.49"
H MAX	160 cm / 62.99"
STANDARD LIGHTING	
10xG9x10 W MAX (NOT INCL.)*	
USA	10xG9x10 W MAX (NOT INCL.)*
* BULB MAX Ø 37 mm L 70 mm	



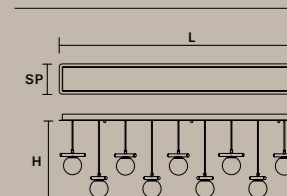
POSY C5 LN 75	
L	75 cm / 29.52"
SP	20 cm / 7.87"
H MAX	160 cm / 62.99"
STANDARD LIGHTING	
5xG9x10 W MAX (NOT INCL.)*	
USA	5xG9x10 W MAX (NOT INCL.)*
* BULB MAX Ø 37 mm L 70 mm	



POSY C7 LN 125	
L	125 cm / 49.21"
SP	20 cm / 7.87"
H MAX	160 cm / 62.99"
STANDARD LIGHTING	
7xG9x10 W MAX (NOT INCL.)*	
USA	7xG9x10 W MAX (NOT INCL.)*
* BULB MAX Ø 37 mm L 70 mm	



POSY C10 LN 175	
L	175 cm / 68.90"
SP	20 cm / 7.87"
H MAX	160 cm / 62.99"
STANDARD LIGHTING	
10xG9x10 W MAX (NOT INCL.)*	
USA	10xG9x10 W MAX (NOT INCL.)*
* BULB MAX Ø 37 mm L 70 mm	



For the US market, refer to  
the relevant price list.

# Iglù

IT Iglù è un'intuizione che nasce osservando la perfezione dell'elemento sfera, che diventa una forma perfetta, riconoscibile ed unica grazie ad una rete che non trattiene la luce ma crea un disegno di luci e ombre, trasformando il metallo in un gioiello luminoso.

EN Iglù is an intuition born from observing the perfection of the sphere, transformed into a perfect, recognisable and unique shape by mesh that, rather than obstruct the light, instead creates a pattern of light and shadow, transforming the metal into a luminous jewel.

DESIGN BY  
ORIANO FAVARETTO

SUSPENSION  
CEILING  
APPLIQUE  
TABLE LAMP  
FLOOR LAMP

IGLÙ S6+1







IGLÙ PL13  
IGLÙ PL18  
IGLÙ PL25









# Iglù

Struttura in metallo verniciato con patina spazzolata.  
Illuminazione a LED.

Metal structure painted with brushed patina. LED lighting.

Metallstruktur mit gebürsteter Patina. LED-Beleuchtung.

Estructura de metal con difusor de vidrio prismato o decoración espectral. Iluminación LED.

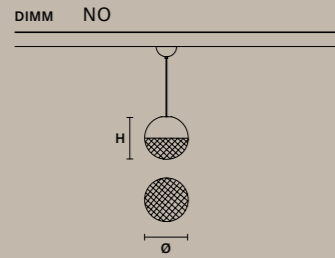
Structure en métal laqué avec patine brossé. Eclairage en LED.

Окрашенная металлическая структура с матовой патиной. Светодиодное освещение.

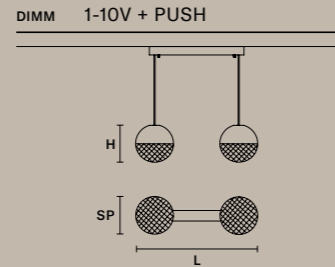
这种灯具的结构是涂漆的金属。LED照明。

هيكل معدني مطلي بطبقة مصقولة.  
إضاءة ليد.

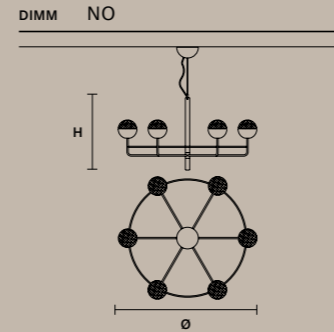
IGLÙ S1 25	
ø	25,5 cm / 10.04"
H	25,5 cm / 10.04"
INTEGRATED LED LIGHTING	
	15,5 W CRI>90
	3000 K – 2100 NOMINAL LM



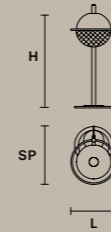
IGLÙ S2	
L	58 cm / 22.83"
H	18 cm / 7.09"
SP	18 cm / 7.09"
INTEGRATED LED LIGHTING	
	19,8 W CRI>90
	3000 K – 2600 NOMINAL LM



IGLÙ S6+1	
ø	96 cm / 37.80"
H	52 cm / 20.47"
INTEGRATED LED LIGHTING	
	26,6 W CRI>90
	3000 K – 3626 NOMINAL LM



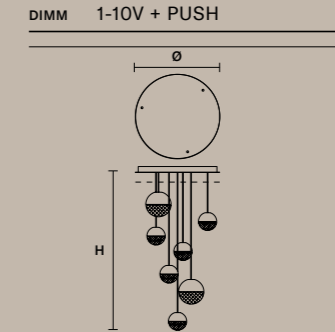
IGLÙ TL1	
L	24 cm / 9.45"
H	55 cm / 21.65"
SP	28 cm / 11.02"
INTEGRATED LED LIGHTING	
UP	3,7 W CRI>90
	3000 K – 462 NOMINAL LM
DOWN	11,4 W CRI>90
	3000 K – 1450 NOMINAL LM
DIMM	OWN BUTTON



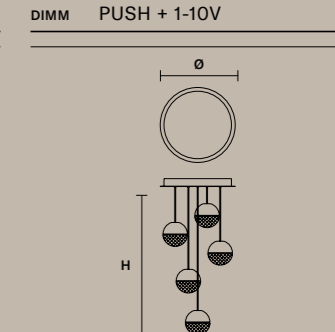
IGLÙ STL1	
L	24 cm / 9.45"
H	162 cm / 63.78"
SP	28 cm / 11.02"
INTEGRATED LED LIGHTING	
UP	3,7 W CRI>90
	3000 K – 462 NOMINAL LM
DOWN	11,4 W CRI>90
	3000 K – 1450 NOMINAL LM
DIMM	OWN BUTTON



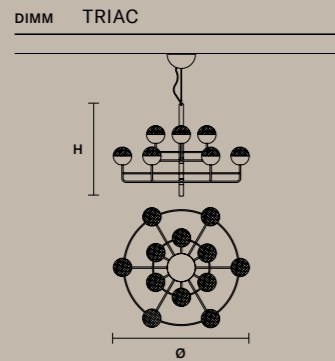
IGLÙ S7	
ø	60 cm / 23.62"
H MAX	150 cm / 62.99"
INTEGRATED LED LIGHTING	
	52,3 W CRI>90
	3000 K – 6700 NOMINAL LM



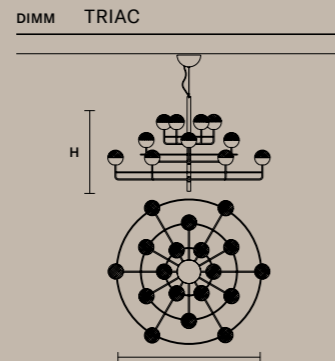
IGLÙ C5 RD 40	
ø	40cm/ 15.74"
H MAX	150 cm / 59.05"
INTEGRATED LED LIGHTING	
	27W CRI>90
	3000K - 3440 NOMINAL LM



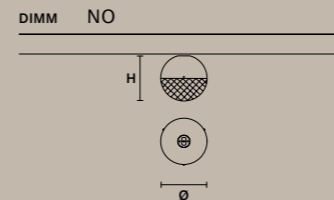
IGLÙ S12+1	
ø	96 cm / 37.80"
H	68 cm / 26.77"
INTEGRATED LED LIGHTING	
	49,4 W CRI>90
	3000 K – 6734 NOMINAL LM



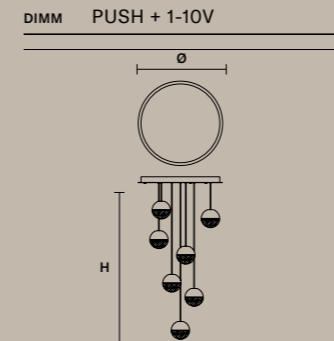
IGLÙ S18+1	
ø	136 cm / 53.54"
H	82 cm / 32.28"
INTEGRATED LED LIGHTING	
	73,5 W CRI>90
	3000 K – 10258 NOMINAL LM



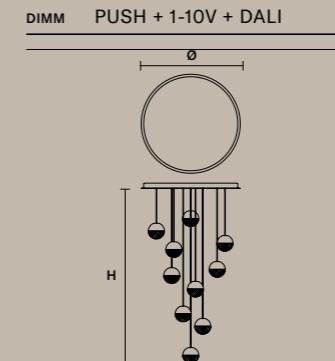
IGLÙ PL 13	
ø	13 cm / 5.12"
H	13 cm / 5.12"
INTEGRATED LED LIGHTING	
	5,4 W CRI>90
	3000 K – 688 NOMINAL LM



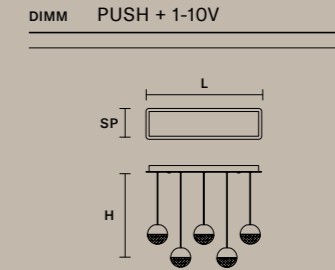
IGLÙ C7 RD 60	
ø	60cm/ 23.62"
H MAX	150 cm / 59.05"
INTEGRATED LED LIGHTING	
	37,8W CRI>90
	3000K - 4816 NOMINAL LM



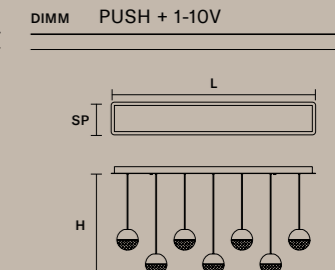
IGLÙ C10 RD 80	
ø	80cm/ 31.49"
H MAX	150 cm / 59.05"
INTEGRATED LED LIGHTING	
	54W CRI>90
	3000K - 6880 NOMINAL LM



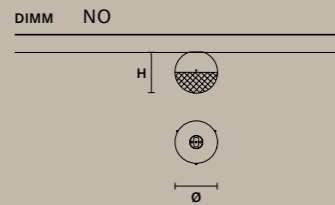
IGLÙ C5 LN 75	
L	75 cm / 29.52"
SP	20 cm / 7.87"
H MAX	150 cm / 59.05"
INTEGRATED LED LIGHTING	
	27W CRI>90
	3000K - 3440 NOMINAL LM



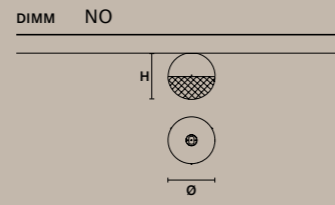
IGLÙ C7 LN 125	
L	125 cm / 49.21"
SP	20 cm / 7.87"
H MAX	150 cm / 59.05"
INTEGRATED LED LIGHTING	
	37,8W CRI>90
	3000K - 4816 NOMINAL LM



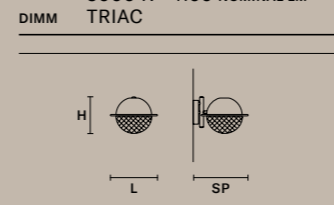
IGLÙ PL 18	
ø	18 cm / 7.09"
H	18 cm / 7.09"
INTEGRATED LED LIGHTING	
	11,4 W CRI>90
	3000 K – 1450 NOMINAL LM



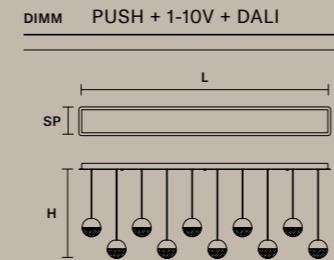
IGLÙ PL 25	
ø	25,5 cm / 10.04"
H	25,5 cm / 10.04"
INTEGRATED LED LIGHTING	
	15,5 W CRI>90
	3000 K – 2100 NOMINAL LM



IGLÙ A1	
L	24 cm / 9.45"
H	18 cm / 7.09"
SP	28 cm / 11.02"
INTEGRATED LED LIGHTING	
UP	2,6 W CRI>90
	3000 K – 346 NOMINAL LM
DOWN	8,4 W CRI>90
	3000 K – 1150 NOMINAL LM
DIMM	TRIAC



IGLÙ C10 LN 175	
L	175 cm / 68.89"
SP	20 cm / 7.87"
H MAX	150 cm / 59.05"
INTEGRATED LED LIGHTING	
	54W CRI>90
	3000K - 6880 NOMINAL LM



For the US market, refer to the relevant price list.

# Horo

HORO S5

IT Horo trae ispirazione dalla forma del cerchio nelle sue infinite espressioni come il sole, disco di luce e simbolo universalmente noto e antico quanto il mondo. Horo è una collezione minimal, semplice, una 'forma grafica' che assume un mood vintage grazie alle particolari finiture di metallo e vetro.

EN Horo is inspired by the shape of a circle in all its infinite expressions such as the sun, a disc of light and a universally recognised symbol, as old as the world itself. Horo is a simple, minimal collection, a "graphic form" given a vintage mood by the special metal and glass finishes.



"As Awarded by The Chicago Athenaeum: Museum of Architecture and Design"

DESIGN BY  
PIERRE GONALONS

SUSPENSION  
APPLIQUE  
TABLE LAMP  
FLOOR LAMP







HORO A











HORO S1







HORO C3 LN 125



HORO TL



HORO TL



HORO A



# Horo

Struttura in metallo con diffusore in vetro prismatico o decorazione spectrum. Illuminazione a LED.

Metal frame with prism or spectrum finishing glass diffuser. LED lighting.

Gestell aus Metall mit Diffusor aus Prismen oder Spectrum Glass. LED-Beleuchtung.

Estructura de metal con difusor de vidrio prismatico o decoración espectral. Iluminación LED.

Structure en métal avec diffuseur en verre prismatique ou décoration spectrum. Éclairage LED.

Металлический каркас с рассеивателем из призматического стекла или цветного стекла Spectrum. Светодиодное освещение.

这种灯具有金属结构，然而它有一个棱镜玻璃的光扩散。LED照明。


هيكل معدني مع ناشر ضوء زجاجي موشوري أو زخرفة طيفية. إضاءة LED.



G18 Ottone spazzolato  
Brushed Brass



TR Vetro trasparente  
Transparent glass



FM Vetro fumè  
Smoky glass



VD Vetro verde  
Green glass



AZ Vetro azzurro  
Light Blue glass



RS Vetro rosa  
Pink glass

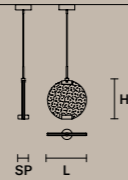


SA Spectrum ambra  
Amber spectrum



SG Spectrum grigio  
Grey spectrum

HORO S1	
L	30 cm / 11.81"
SP	8 cm / 3.14"
H	34 cm / 13.38"
INTEGRATED LED LIGHTING	
LED	14,4 W CRI>95 3000 K – 1854 NOMINAL LM
DIMM	NO



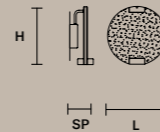
HORO S3	
LED	43,2 W CRI>95 3000 K – 5562 NOMINAL LM
DIMM	0-10V



HORO S5	
LED	72 W CRI>95 3000 K – 9270 NOMINAL LM
DIMM	PUSH



HORO A	
L	30 cm / 11.81"
SP	12 cm / 4.72"
H	30 cm / 11.81"
INTEGRATED LED LIGHTING	
LED	14,4 W CRI>95 3000 K – 1854 NOMINAL LM
DIMM	NO



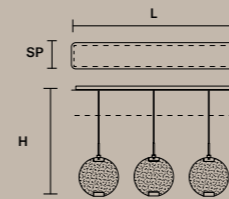
HORO TL	
L	30 cm / 11.81"
SP	20 cm / 7.87"
H	60 cm / 23.62"
INTEGRATED LED LIGHTING	
LED	14,4 W CRI>95 3000 K – 1854 NOMINAL LM
DIMM	OWN BUTTON



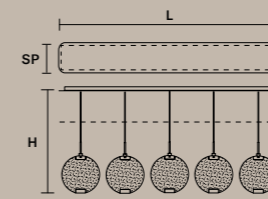
HORO STL	
L	30 cm / 7.87"
SP	25 cm / 9.84"
H	150 cm / 59.05"
INTEGRATED LED LIGHTING	
LED	14,4 W CRI>95 3000 K – 1854 NOMINAL LM
DIMM	OWN BUTTON



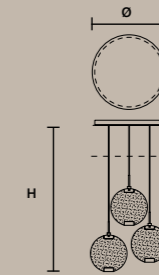
HORO C3 LN 125	
L	125 cm / 49.21"
SP	20 cm / 7.87"
H MAX	155 cm / 61.02"
INTEGRATED LED LIGHTING	
LED	43,2 W CRI>95 3000 K – 5562 NOMINAL LM
DIMM	0-10V



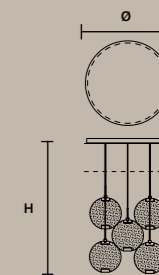
HORO C5 LN 175	
L	175 cm / 68.89"
SP	20 cm / 7.87"
H MAX	155 cm / 61.02"
INTEGRATED LED LIGHTING	
LED	72 W CRI>95 3000 K – 9270 NOMINAL LM
DIMM	0-10V



HORO C3 RD 60	
ø	60 cm / 23.62"
H MAX	155 cm / 61.02"
INTEGRATED LED LIGHTING	
LED	43,2 W CRI>95 3000 K – 5562 NOMINAL LM
DIMM	0-10V



HORO C5 RD 80	
ø	80 cm / 31.49"
H MAX	155 cm / 61.02"
INTEGRATED LED LIGHTING	
LED	72 W CRI>95 3000 K – 9270 NOMINAL LM
DIMM	0-10V



For the US market, refer to the relevant price list.

# Vegas

ir Vegas è liberamente ispirata all'architettura della città che non dorme mai, Las Vegas. Le iconiche luci Art Decò dallo stile classico e geometrico sono reinterpretate in chiave contemporanea, accostando vetro e metallo utilizzando le più moderne tecniche di lavorazione.

ir Vegas is loosely inspired by the architecture of Las Vegas, the city that never sleeps. With their classic geometric style, the iconic Art Deco lights are reinterpreted in a contemporary key, combining glass and metal using the most modern manufacturing techniques.

VEGAS VRT 70  
VEGAS VRT 140  
VEGAS VRT 180

DESIGN BY  
MARC SADLER

SUSPENSION  
APPLIQUE  
TABLE LAMP












VEGAS A P VRT



VEGAS A G VRT




VEGAS S OV 120





VEGAS VRT 70  
VEGAS VRT 140  
VEGAS VRT 180



VEGAS TL G

# Vegas

Struttura in metallo con diffusore in listelli di vetro effetto roccia Illuminazione a LED.

Metal frame with diffuser in strips of rock looking glass. LED lighting.

Gestell aus Metall mit Diffusor aus Glasleisten, Gestein Aussehend. LED-Beleuchtung.

Estructura de metal con difusor en listones de cristal efecto roca. Iluminación LED.

Structure en métal peint avec diffuseur en bandes de verre effet roche. Éclairage à LED.

Металлический каркас с рассеивателем из стекла с эффектом горного хрусталя. Светодиодное освещение.

这种灯具具有金属结构, 而且在灯具外面有岩石类类似的玻璃条们。LED照明。

هيكل معدني مع ناشر ضوء في شرائح زجاجية ذات تأثير صخري. إضاءة ليد.



F04 Foglia champagne Champagne leaf



Hand made glass

## VEGAS S RD12

ø 12 cm / 4.72"  
H 28 cm / 11.02"

### INTEGRATED LED LIGHTING

5,4 W CRI>90  
3000K - 688 NOMINAL LM  
DIMM NO



## VEGAS S RD40

ø 40 cm / 15.74"  
H 40 cm / 15.74"

### INTEGRATED LED LIGHTING

30 W CRI>95  
3000 K - 3862 NOMINAL LM  
DIMM 0-10V

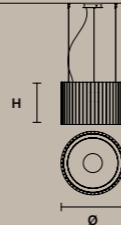


## VEGAS S RD60

ø 60 cm / 23.62"  
H 40 cm / 15.74"

### INTEGRATED LED LIGHTING

56,4 W CRI>95  
3000 K - 7261 NOMINAL LM  
DIMM 0-10V

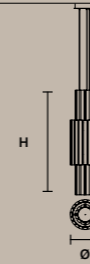


## VEGAS S VRT90

ø 27 cm / 10.62"  
H 94 cm / 37.00"

### INTEGRATED LED LIGHTING

41 W CRI>95  
3000 K - 5253 NOMINAL LM  
DIMM 0-10V



## VEGAS S VRT140

ø 27 cm / 10.62"  
H 135 cm / 53.14"

### INTEGRATED LED LIGHTING

56 W CRI>95  
3000 K - 7261 NOMINAL LM  
DIMM 0-10V



## VEGAS S VRT180

ø 27 cm / 10.62"  
H 175 cm / 68.89"

### INTEGRATED LED LIGHTING

72 W CRI>95  
3000 K - 9270 NOMINAL LM  
DIMM 0-10V

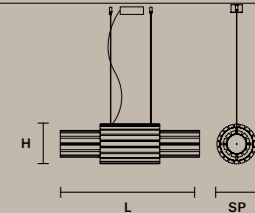


## VEGAS BIL 90

L 94 cm / 37.00"  
SP 27 cm / 10.62"  
H 27 cm / 10.62"

### INTEGRATED LED LIGHTING

41 W CRI>95  
3000 K - 5253 NOMINAL LM  
DIMM 0-10V



## VEGAS S RD40 DB

ø 40 cm / 15.74"  
H 50 cm / 19.68"

### INTEGRATED LED LIGHTING

33 W CRI>95  
3000 K - 4248 NOMINAL LM  
DIMM 0-10V

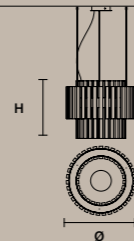


## VEGAS S RD 60DB

ø 60 cm / 23.62"  
H 50 cm / 19.68"

### INTEGRATED LED LIGHTING

55 W CRI>95  
3000 K - 6592 NOMINAL LM  
DIMM 0-10V

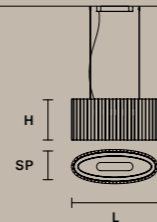


## VEGAS S OV85

L 85 cm / 33.46"  
SP 34 cm / 13.38"  
H 40 cm / 15.74"

### INTEGRATED LED LIGHTING

58,8 W CRI>95  
3000 K - 7570 NOMINAL LM  
DIMM 0-10V

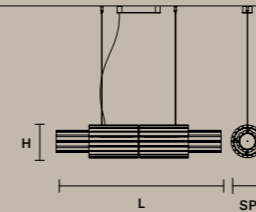


## VEGAS BIL 140

L 135 cm / 53.14"  
SP 27 cm / 10.62"  
H 27 cm / 10.62"

### INTEGRATED LED LIGHTING

56 W CRI>95  
3000 K - 7261 NOMINAL LM  
DIMM 0-10V

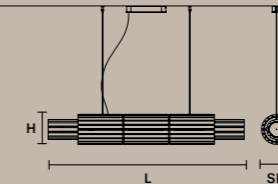


## VEGAS BIL 180

L 175 cm / 68.89"  
SP 27 cm / 10.62"  
H 27 cm / 10.62"

### INTEGRATED LED LIGHTING

72 W CRI>95  
3000 K - 9270 NOMINAL LM  
DIMM 0-10V

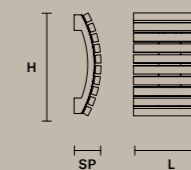


## VEGAS A P VRT

L 28 cm / 11.02"  
SP 10 cm / 3.93"  
H 38 cm / 14.96"

### INTEGRATED LED LIGHTING

7 W CRI>95  
3000 K - 927 NOMINAL LM  
DIMM NO

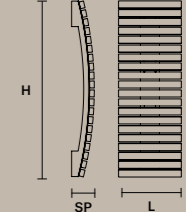


## VEGAS A G VRT

L 28 cm / 11.02"  
SP 10 cm / 3.93"  
H 79 cm / 31.10"

### INTEGRATED LED LIGHTING

14 W CRI>95  
3000 K - 1854 NOMINAL LM  
DIMM NO

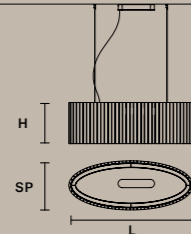


## VEGAS S OV120

L 120 cm / 47.24"  
SP 48 cm / 18.89"  
H 40 cm / 15.74"

### INTEGRATED LED LIGHTING

67,2 W CRI>95  
3000 K - 8806 NOMINAL LM  
DIMM 0-10V

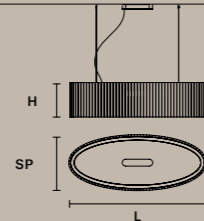


## VEGAS S OV160

L 160 cm / 62.99"  
SP 65 cm / 25.59"  
H 40 cm / 15.74"

### INTEGRATED LED LIGHTING

119 W CRI>95  
3000 K - 15372 NOMINAL LM  
DIMM 0-10V

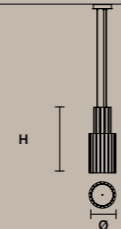


## VEGAS S VRT70

ø 27 cm / 10.62"  
H 67 cm / 26.37"

### INTEGRATED LED LIGHTING

21 W CRI>95  
3000 K - 2781 NOMINAL LM  
DIMM 0-10V

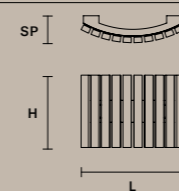


## VEGAS A P

L 38 cm / 14.96"  
SP 10 cm / 3.93"  
H 28 cm / 11.02"

### INTEGRATED LED LIGHTING

7 W CRI>95  
3000 K - 927 NOMINAL LM  
DIMM NO

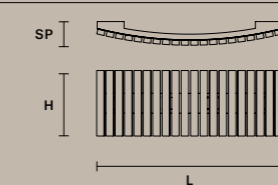


## VEGAS A G

L 79 cm / 31.10"  
SP 10 cm / 3.93"  
H 28 cm / 11.02"

### INTEGRATED LED LIGHTING

14 W CRI>95  
3000 K - 1854 NOMINAL LM  
DIMM NO

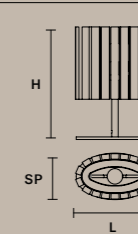


## VEGAS TL G

L 30 cm / 11.81"  
SP 18 cm / 7.08"  
H 45 cm / 17.71"

### INTEGRATED LED LIGHTING

10,8 W CRI>95  
3000 K - 1390 NOMINAL LM  
DIMM OWN BUTTON

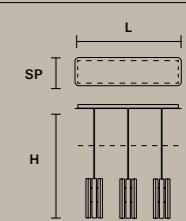


## VEGAS C3 LN 75

L 75 cm / 29.52"  
SP 20 cm / 7.87"  
H MAX 150 cm / 59.05"

### INTEGRATED LED LIGHTING

16,2 W CRI>90  
3000 K - 2064 NOMINAL LM  
DIMM 1-10V + PUSH

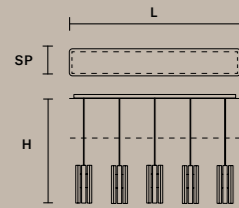



For the US market, refer to the relevant price list.

**VEGAS C5 LN 125** 

L 125 cm / 49.21"  
 SP 20 cm / 7.87"  
 H MAX 150 cm / 59.05"

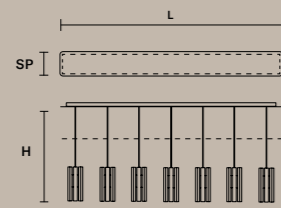
**INTEGRATED LED LIGHTING**  
 27 W CRI>90  
 3000K - 3440 Nominal lm  
**DIMM** 1-10V + PUSH



**VEGAS C7 LN 175** 

L 175 cm / 68.89"  
 SP 20 cm / 7.87"  
 H MAX 150 cm / 59.05"

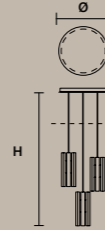
**INTEGRATED LED LIGHTING**  
 37,8 W CRI>90  
 3000K - 4816 Nominal lm  
**DIMM** 1-10V + DALI + PUSH



**VEGAS C3 RD 40** 

ø 40 cm / 15.74"  
 H MAX 150 cm / 59.05"

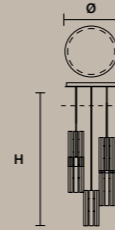
**INTEGRATED LED LIGHTING**  
 16,2 W CRI>90  
 3000K - 2064 Nominal lm  
**DIMM** 1-10V + PUSH



**VEGAS C5 RD 60** 

ø 60 cm / 23.62"  
 H MAX 150 cm / 59.05"

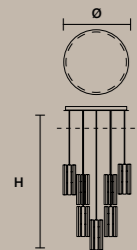
**INTEGRATED LED LIGHTING**  
 27 W CRI>90  
 3000K - 3440 Nominal lm  
**DIMM** 1-10V + PUSH



**VEGAS C7 RD 80** 

ø 80 cm / 31.49"  
 H MAX 150 cm / 59.05"

**INTEGRATED LED LIGHTING**  
 37,8 W CRI>90  
 3000K - 4816 Nominal lm  
**DIMM** 1-10V + DALI + PUSH



# Honicé

HONICÉ S80

IT Honicé si ispira alla bellezza e maestosità di una delle pietre più antiche del mondo: l'onice. Secondo la leggenda l'onice sarebbe stata creata quando Cupido tagliò le unghie a Venere. Poichè le parti di una creatura divina non sono mortali, le divinità le trasformarono in una gemma, l'Onice. C'è della magia in lei, una pelle sottile, trasparente pur se di pietra. Honicé rende luminosa e leggera la solidità del marmo.


EN Honicé is inspired by the beauty and majesty of onyx, one of the oldest stones in the world. Legend has it that onyx was created when Cupid cut Venus' nails. Since the parts of a divine being cannot be mortal, the gods transformed them into a gemstone, onyx. It has something magical about it, a thin skin of stone, but transparent. Honicé brings brightness and luminosity to the solidity of marble.

DESIGN BY  
ORIANO FAVARETTO

SUSPENSION  
APPLIQUE









HONICÉ A65



HONICÉ A37





HONICÉ S100



HONICÉ S80



# Honicé

Struttura in metallo con diffusore in onice naturale. Illuminazione a LED.

Metal frame with natural onyx diffuser. LED lighting.

Gestell aus Metall mit Diffusor aus natürlichem Onyx. LED-Beleuchtung.

Estructura de metal con difusor en ónix natural. Iluminación LED.

Structure en métal avec diffuseur en onyx naturel. Éclairage à LED.

Металлический каркас с рассеивателем из природного оникса. Светодиодное освещение.

这种灯具有金属结构，然而光扩散是缟玛瑙。LED照明。

هيكل معدني مع ناشر من الأونيكس الطبيعي. إضاءة ليد.



v99 Oro opaco verniciato  
Painted matt gold



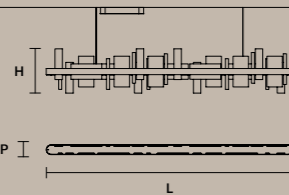
g01 Brunito\*  
Burnished

\*NOT AVAILABLE FOR HONICÉ S80 AND HONICÉ S50

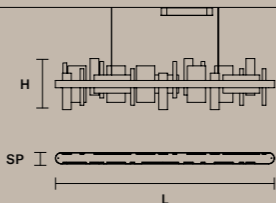


Onice  
Onyx

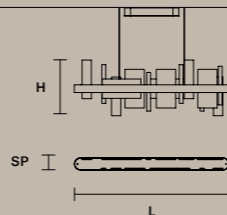
HONICÉ S200	
L	200 cm / 78.74"
SP	8 cm / 3.14"
H	33 cm / 12.99"
INTEGRATED LED LIGHTING	
UP	21,1 W CRI>95 3000 K – 2781 NOMINAL LM
DOWN	44,46 W CRI>95 3000 K – 5871 NOMINAL LM
DIMM	0-10V



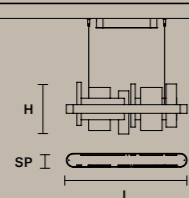
HONICÉ S150	
L	150 cm / 59.05"
SP	8 cm / 3.14"
H	33 cm / 12.99"
INTEGRATED LED LIGHTING	
UP	17 W CRI>95 3000 K – 1854 NOMINAL LM
DOWN	33,5 W CRI>95 3000 K – 4326 NOMINAL LM
DIMM	0-10V



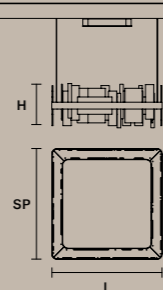
HONICÉ S100	
L	100 cm / 39.37"
SP	8 cm / 3.14"
H	33 cm / 12.99"
INTEGRATED LED LIGHTING	
UP	9,36 W CRI>95 3000 K – 1236 NOMINAL LM
DOWN	21,1 W CRI>95 3000 K – 2781 NOMINAL LM
DIMM	0-10V



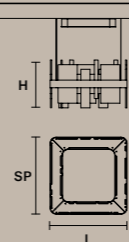
HONICÉ S70	
L	70 cm / 27.55"
SP	8 cm / 3.14"
H	33 cm / 12.99"
INTEGRATED LED LIGHTING	
UP	7 W CRI>95 3000 K – 927 NOMINAL LM
DOWN	15 W CRI>95 3000 K – 2008 NOMINAL LM
DIMM	0-10V



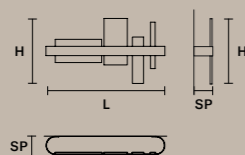
HONICÉ S80	
L	80 cm / 31.49"
SP	80 cm / 31.49"
H	33 cm / 12.99"
INTEGRATED LED LIGHTING	
UP	28,1 W CRI>95 3000 K – 4326 NOMINAL LM
DOWN	60,85 W CRI>95 3000 K – 7416 NOMINAL LM
DIMM	0-10V



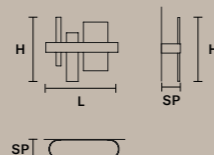
HONICÉ S50	
L	50 cm / 19.68"
SP	50 cm / 19.68"
H	33 cm / 12.99"
INTEGRATED LED LIGHTING	
UP	15,21 W CRI>95 3000 K – 2008 NOMINAL LM
DOWN	32,76 W CRI>95 3000 K – 4326 NOMINAL LM
DIMM	0-10V



HONICÉ A65	
L	65 cm / 25.59"
SP	10 cm / 3.93"
H	33 cm / 12.99"
INTEGRATED LED LIGHTING	
UP	5,8 W CRI>95 3000 K – 849 NOMINAL LM
DOWN	5,8 W CRI>95 3000 K – 849 NOMINAL LM
DIMM	1-10V + PUSH



HONICÉ A37	
L	37 cm / 14.56"
SP	10 cm / 3.93"
H	33 cm / 12.99"
INTEGRATED LED LIGHTING	
UP	3,51 W CRI>95 3000 K – 463 NOMINAL LM
DOWN	3,51 W CRI>95 3000 K – 463 NOMINAL LM
DIMM	1-10V + PUSH



For the US market, refer to the relevant price list.

# Nappe

IT La collezione Nappe è espressione del legame dell'azienda con il territorio. Ispirata alle nappine, ornamento tipico dei salotti veneziani del passato, utilizzate per chiudere le tende. Dalla scomposizione e semplificazione dell'oggetto sono state stilizzate dieci diverse forme di nappa.

EN The Nappe collection is an expression of the company's close ties to the local area. It is inspired by the "nappine" (tassels), typically used to close curtains and adorn Venetian salons in the old days. Ten different tassel shapes have been stylised by disassembling and simplifying these decorative objects.

DESIGN BY  
MARCO ZITO

SUSPENSION  
APPLIQUE


NAPPE C5













NAPPE APP N4




NAPPE APP N2





NAPPE XL2  
NAPPE XL1  
NAPPE XL3





NAPPE XL1



# Nappe

Struttura in metallo verniciato con astine di metallo o Pirex. Diffusori in Pirex. Illuminazione a LED.

Painted metal frame with metal or Pirex rods. Pirex diffusers. Led Lighting.

Lackierte Metallstruktur mit Metall- oder Pyrex-Stäben. Pyrex-Diffusoren. LED-Beleuchtung.

Estructura de metal pintado con varillas de metal o Pirex. Difusores en Pirex. Iluminación LED.

Structure en metal coloré, avec métal ou pyrex tige. Diffuseur en Pierx. Eclairage en LED.

Окрашенная металлическая структура с тонкими металлическими стержнями или с Pirex. Рассеиватели из Pirex. Светодиодное освещение.

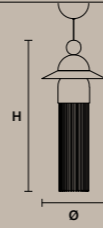
这种灯具的结构是涂漆的金属，然而光扩散是小金属棒或玻璃做的。LED照明。

هيكل معدني مطلي مع قضبان معدنية أو بيركس. ناشرات ضوء بيركس. إضاءة ليد.

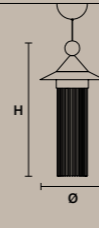
NAPPE N0	
ø	7,5 cm / 2.95"
H	34 cm / 13.38"
INTEGRATED LED LIGHTING	
	5,4 W CRI>90 3000 K - 688 NOMINAL LM
DIMM	NO



NAPPE N1	
ø	15 cm / 5.90"
H	36 cm / 14.17"
INTEGRATED LED LIGHTING	
	5,4 W CRI>90 3000 K - 688 NOMINAL LM
DIMM	NO



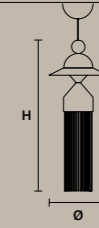
NAPPE N6	
ø	15 cm / 5.90"
H	32 cm / 12.59"
INTEGRATED LED LIGHTING	
	5,4 W CRI>90 3000 K - 688 NOMINAL LM
DIMM	NO



NAPPE N7	
ø	7,5 cm / 2.95"
H	34 cm / 13.38"
INTEGRATED LED LIGHTING	
	5,4 W CRI>90 3000 K - 688 NOMINAL LM
DIMM	NO




NAPPE N8	
ø	15 cm / 5.90"
H	39 cm / 15.35"
INTEGRATED LED LIGHTING	
	5,4 W CRI>90 3000 K - 688 NOMINAL LM
DIMM	NO



NAPPE N9	
ø	7,5 cm / 2.95"
H	39 cm / 15.35"
INTEGRATED LED LIGHTING	
	5,4 W CRI>90 3000 K - 688 NOMINAL LM
DIMM	NO




## TOTAL WHITE



v95 Bianco opaco  
Matt white

## TOTAL BLACK



v90 Nero opaco  
Matt Black

## MIXED COLOURS



V95 + V21 + V51 + V72

## MIXED WARM



V35 + V70 + V84

## METAL BEAMS



v93 Oro verniciato  
Painted gold

## DIFFUSER




Smoky Pirex

## NAPPE METAL DETAILS



G12 Oro spazzolato  
Brushed gold

## NAPPE XL METAL DETAILS



F01 Foglia Oro  
Gold leaf



G12 Oro spazzolato  
Brushed gold

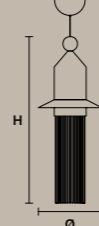


F01 Foglia Oro  
Gold leaf

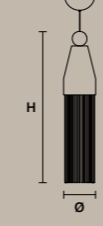


G12 Oro spazzolato  
Brushed gold

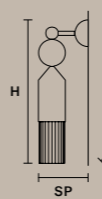
NAPPE N2	
ø	15 cm / 5.90"
H	40 cm / 15.74"
INTEGRATED LED LIGHTING	
	5,4 W CRI>90 3000 K - 688 NOMINAL LM
DIMM	NO



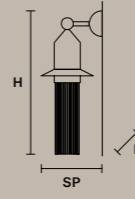
NAPPE N3	
ø	7,5 cm / 2.95"
H	36 cm / 14.17"
INTEGRATED LED LIGHTING	
	5,4 W CRI>90 3000 K - 688 NOMINAL LM
DIMM	NO



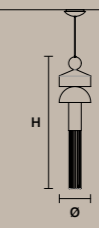
NAPPE APP N4	
L	7,5 cm / 2.95"
SP	14 cm / 5.51"
H	40 cm / 15.74"
INTEGRATED LED LIGHTING	
	5,4 W CRI>90 3000 K - 688 NOMINAL LM
DIMM	NO



NAPPE APP N2	
L	15 cm / 5.90"
SP	18 cm / 7.08"
H	42 cm / 16.53"
INTEGRATED LED LIGHTING	
	5,4 W CRI>90 3000 K - 688 NOMINAL LM
DIMM	NO



NAPPE XL1	
ø	30 cm / 11.81"
H	125 cm / 49.21"
INTEGRATED LED LIGHTING	
UP	6,6 W CRI>90 3000 K - 1150 NOMINAL LM
DOWN	9,2 W CRI>90 3000 K - 1450 NOMINAL LM
DIMM	1-10V + DALI + PUSH



NAPPE XL2	
ø	35 cm / 13.77"
H	135 cm / 53.14"
INTEGRATED LED LIGHTING	
UP	6,6 W CRI>90 3000 K - 1150 NOMINAL LM
DOWN	9,2 W CRI>90 3000 K - 1450 NOMINAL LM
DIMM	1-10V + DALI + PUSH



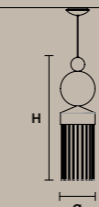
NAPPE N4	
ø	7,5 cm / 2.95"
H	38 cm / 14.96"
INTEGRATED LED LIGHTING	
	5,4 W CRI>90 3000 K - 688 NOMINAL LM
DIMM	NO



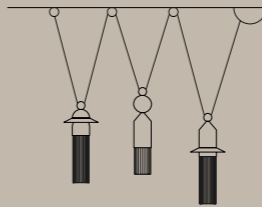
NAPPE N5	
ø	15 cm / 5.90"
H	40 cm / 15.74"
INTEGRATED LED LIGHTING	
	5,4 W CRI>90 3000 K - 688 NOMINAL LM
DIMM	NO



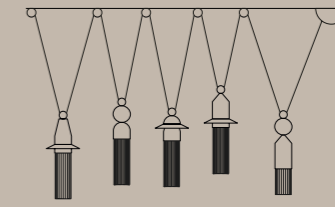
NAPPE XL3	
ø	30 cm / 11.81"
H	110 cm / 43.30"
INTEGRATED LED LIGHTING	
	12,2 W CRI>90 3000 K - 2000 NOMINAL LM
DIMM	1-10V + DALI + PUSH



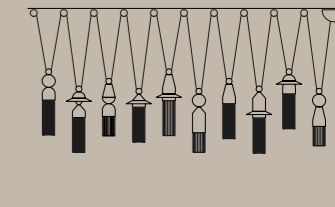
NAPPE C3	
INTEGRATED LED LIGHTING	
	3 x 16,2 W CRI>90 3000 K - 2064 NOMINAL LM
DIMM	1-10V + PUSH




NAPPE C5	
INTEGRATED LED LIGHTING	
	5 x 27 W CRI>90 3000 K - 3440 NOMINAL LM
DIMM	1-10V + PUSH



NAPPE C10	
INTEGRATED LED LIGHTING	
	10 x 54 W CRI>90 3000 K - 6880 NOMINAL LM
DIMM	1-10V + PUSH



For the US market, refer to the relevant price list.

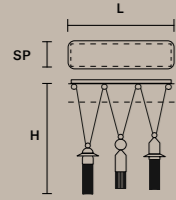
**NAPPE C3 LN 75** 


L 75 cm / 29.52"  
 SP 20 cm / 7.87"  
 H MAX 155 cm / 61.02"

**INTEGRATED LED LIGHTING**

3 x 16,2 W CRI>90  
 3000 K - 2064 NOMINAL LM

**DIMM** 1-10V + PUSH



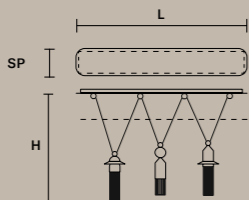
**NAPPE C3 LN 125** 

L 125 cm / 49.21"  
 SP 20 cm / 7.87"  
 H MAX 155 cm / 61.02"

**INTEGRATED LED LIGHTING**

3 x 16,2 W CRI>90  
 3000 K - 2064 NOMINAL LM

**DIMM** 1-10V + PUSH



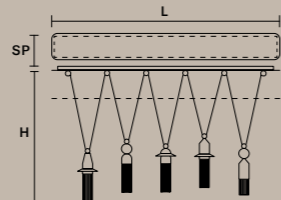
**NAPPE C5 LN 175** 

L 175 cm / 68.89"  
 SP 20 cm / 7.87"  
 H MAX 155 cm / 61.02"

**INTEGRATED LED LIGHTING**

5 x 27 W CRI>90  
 3000 K - 3440 NOMINAL LM

**DIMM** 1-10V + PUSH



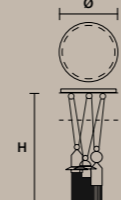
**NAPPE C3 RD 40** 


ø 40 cm / 15.74"  
 H MAX 155 cm / 61.02"

**INTEGRATED LED LIGHTING**

3 x 16,2 W CRI>90  
 3000 K - 2064 NOMINAL LM

**DIMM** 1-10V + PUSH



**NAPPE C3 RD 60** 


ø 60 cm / 23.62"  
 H MAX 155 cm / 61.02"

**INTEGRATED LED LIGHTING**

3 x 16,2 W CRI>90  
 3000 K - 2064 NOMINAL LM

**DIMM** 1-10V + PUSH



**NAPPE C5 RD 80** 

ø 80 cm / 31.49"  
 H MAX 155 cm / 61.02"

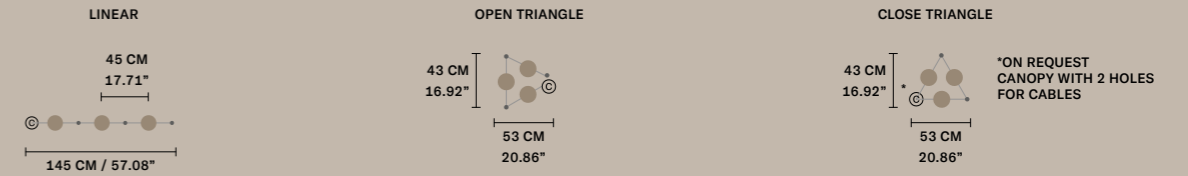
**INTEGRATED LED LIGHTING**

5 x 27 W CRI>90  
 3000 K - 3440 NOMINAL LM

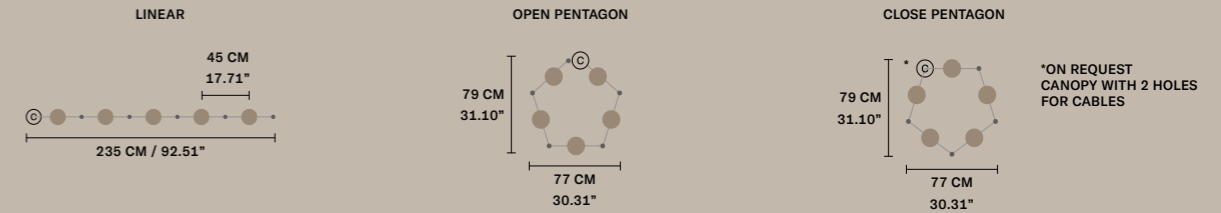
**DIMM** 1-10V + PUSH



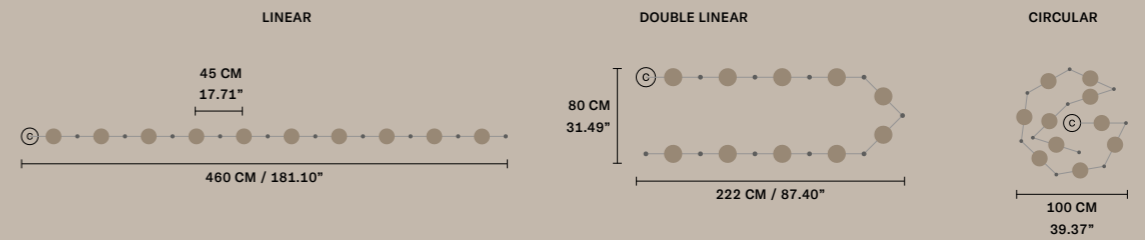
**SUGGESTED CONFIGURATION FOR C3**



**SUGGESTED CONFIGURATION FOR C5**



**SUGGESTED CONFIGURATION FOR C10**



# Olà

OLA S6 90


IT Un gioiello di design che nasce da una sintesi di esperienza e creatività. Progettata più di dieci anni fa dal laboratorio creativo Masiero, con il contrasto tra la sua semplice struttura in metallo e la lussuosa cascata di pendenti, Olà è un'icona Masiero.

EN A jewel of design born from a synthesis of experience and creativity. Designed more than a decade ago by Masiero's creative atelier, the contrast between its simple metal frame and luxurious cascade of pendants makes Olà a Masiero icon.

DESIGN BY  
MASIERO LAB

SUSPENSION  
CEILING  
APPLIQUE  
TABLE LAMP  
FLOOR LAMP










OLA A1 OV 30

OLÀ S6 90






OLA PL6 90







OLÀ A1 OV 50



OLÀ C3 LN 75

OLÀ S6 90



OLÀ A2 OV 50




OLA STL2



OLA TL2



OLA TL2





### OLÀ A2 OV 70

L 70 cm / 27.56"  
 SP 15 cm / 5.90"  
 H 20 cm / 7.87"

STANDARD LIGHTING

2×E27×20 W MAX (NOT INCL.)

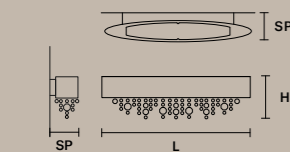
USA 2×E26×60 W MAX (NOT INCL.)

INTEGRATED LED LIGHTING

UP 11,7 W CRI>95  
 3000 K – 1390 NOMINAL LM

DOWN 19,5 W CRI>95  
 3000 K – 2300 NOMINAL LM

DIMM NO



### OLÀ A2 OV 50

L 50 cm / 19.68"  
 SP 12 cm / 4.72"  
 H 18 cm / 7.08"

STANDARD LIGHTING

2×E27×20 W MAX (NOT INCL.)

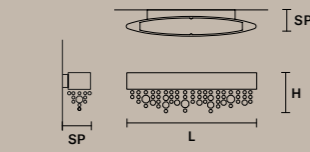
USA 2×E26×60 W MAX (NOT INCL.)

INTEGRATED LED LIGHTING

UP 5,2 W CRI>95  
 3000 K – 618 NOMINAL LM

DOWN 7,8 W CRI>95  
 3000 K – 930 NOMINAL LM

DIMM 1-10V + PUSH



### OLÀ A1 OV 30

L 30 cm / 11.81"  
 SP 10 cm / 3.94"  
 H 18 cm / 7.08"

STANDARD LIGHTING

1×E14×10 W MAX (NOT INCL.)

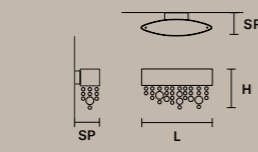
USA 1×E12×40 W MAX (NOT INCL.)

INTEGRATED LED LIGHTING

UP 4 W CRI>95  
 3000 K – 464 NOMINAL LM

DOWN 4 W CRI>95  
 3000 K – 464 NOMINAL LM

DIMM 1-10V + PUSH



### OLÀ TL2

L 50 cm / 19.68"  
 SP 16 cm / 6.30"  
 H 50 cm / 19.68"

STANDARD LIGHTING

2×E27×20 W MAX (NOT INCL.)

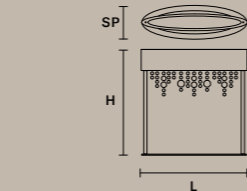
USA 2×E26×60 W MAX (NOT INCL.)

INTEGRATED LED LIGHTING

UP 5,2 W CRI>95  
 3000 K – 618 NOMINAL LM

DOWN 7,8 W CRI>95  
 3000 K – 930 NOMINAL LM

DIMM OWN BUTTON



### OLÀ STL2

L 50 cm / 19.68"  
 SP 24 cm / 9.45"  
 H 180 cm / 70.86"

STANDARD LIGHTING

2×E27×20 W MAX (NOT INCL.)

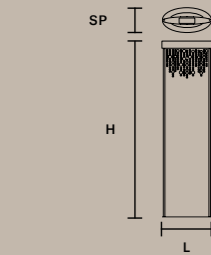
USA 2×E26×60 W MAX (NOT INCL.)

INTEGRATED LED LIGHTING

UP 5,2 W CRI>95  
 3000 K – 618 NOMINAL LM

DOWN 7,8 W CRI>95  
 3000 K – 930 NOMINAL LM

DIMM OWN BUTTON



### OLÀ C3 LN 75

L 75 cm / 29.52"  
 SP 20 cm / 7.87"  
 H MAX 180 cm / 70.86"

STANDARD LIGHTING

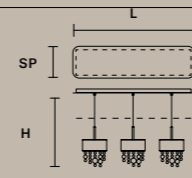
6×G9×10 W MAX (NOT INCL.)

USA 3×E12×40 W MAX (NOT INCL.)

INTEGRATED LED LIGHTING

DOWN 22,5 W CRI>90  
 3000 K – 3240 NOMINAL LM

DIMM 1-10V + PUSH



### OLÀ C5 LN 125

L 125 cm / 49.21"  
 SP 20 cm / 7.87"  
 H MAX 130 cm / 51.18"

STANDARD LIGHTING

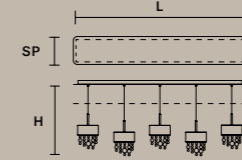
10×G9×10 W MAX (NOT INCL.)

USA 5×E12×40 W MAX (NOT INCL.)

INTEGRATED LED LIGHTING

DOWN 37,5 W CRI>90  
 3000 K – 5400 NOMINAL LM

DIMM 1-10V + DALI + PUSH



### OLÀ C7 LN 175

L 175 cm / 68.89"  
 SP 20 cm / 7.87"  
 H MAX 180 cm / 70.86"

STANDARD LIGHTING

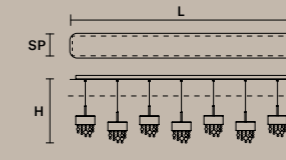
14×G9×10 W MAX (NOT INCL.)

USA 7×E12×40 W MAX (NOT INCL.)

INTEGRATED LED LIGHTING

DOWN 52,5 W CRI>90  
 3000 K – 7560 NOMINAL LM

DIMM 1-10V + DALI + PUSH



### OLÀ C3 RD 40

ø 40 cm / 15.74"  
 H MAX 180 cm / 70.86"

STANDARD LIGHTING

6×G9×10 W MAX (NOT INCL.)

USA 3×E12×40 W MAX (NOT INCL.)

INTEGRATED LED LIGHTING

DOWN 22,5 W CRI>90  
 3000 K – 3240 NOMINAL LM

DIMM 1-10V + PUSH



### OLÀ C5 RD 60

ø 60 cm / 23.62"  
 H MAX 180 cm / 70.86"

STANDARD LIGHTING

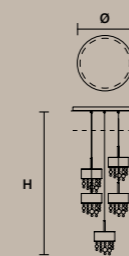
10×G9×10 W MAX (NOT INCL.)

USA 5×E12×40 W MAX (NOT INCL.)

INTEGRATED LED LIGHTING

DOWN 37,5 W CRI>90  
 3000 K – 5400 NOMINAL LM

DIMM 1-10V + DALI + PUSH



### OLÀ C7 RD 80

ø 80 cm / 31.49"  
 H MAX 180 cm / 70.86"

STANDARD LIGHTING

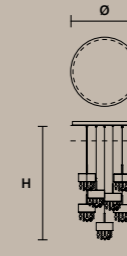
14×G9×10 W MAX (NOT INCL.)

USA 7×E12×40 W MAX (NOT INCL.)

INTEGRATED LED LIGHTING

DOWN 52,5 W CRI>90  
 3000 K – 7560 NOMINAL LM

DIMM 1-10V + DALI + PUSH



\* ETL only for US market.

# Ribbon

RIBBON S80

IT Ribbon parla di leggerezza contemporanea delle linee, purezza dei materiali e minimalismo dei colori. Questo è Ribbon, dove il metallo cinge il vetro come chiffon bianco avvolto da un nastro nero dalle abili mani di una sarta.

EN Ribbon expresses contemporary lightness in its lines, purity in its materials and minimalism in its colours. This is Ribbon, where metal encircles the glass like white chiffon wrapped in a black ribbon by the skilled hands of a seamstress.

DESIGN BY  
ORIANO FAVARETTO

SUSPENSION  
APPLIQUE









RIBBON A65



RIBBON S150



# Ribbon

Telaio in metallo verniciato. Vetri in piastra. Illuminazione a LED.

Painted metal frame. Plate glasses. LED lighting.

Struktur aus lackiertem Metall. Glas aus gegossenen Glasplatten. LED-Beleuchtung.

Marco de metal pintado. Vidrio en placa. Iluminación LED.

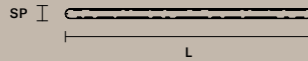
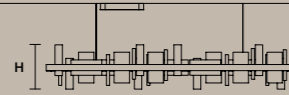
Structure en métal peint. Verre plat. LED éclairage.

Окрашенный металлический каркас. Венецианское рельефное стекло. Светодиод.

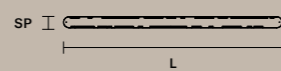
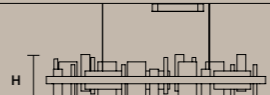
这种灯具的结构是涂漆的金属，而且结构也有一些特别的意大利制造玻璃线条们。LED照明。

إطار معدني مطلي. زجاج في لوح. إضاءة ليد.

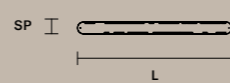
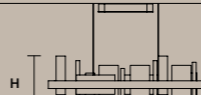
RIBBON S200	
L	200 cm / 78.74"
SP	8 cm / 3.14"
H	33 cm / 12.99"
INTEGRATED LED LIGHTING	
UP	21.1 W CRI>95 3000 K – 2781 NOMINAL LM
DOWN	44.46 W CRI>95 3000 K – 5871 NOMINAL LM
DIMM	0-10V



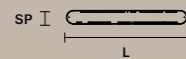
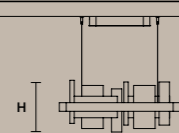
RIBBON S150	
L	150 cm / 59.05"
SP	8 cm / 3.14"
H	33 cm / 12.99"
INTEGRATED LED LIGHTING	
UP	17 W CRI>95 3000 K – 1854 NOMINAL LM
DOWN	33.5 W CRI>95 3000 K – 4326 NOMINAL LM
DIMM	0-10V



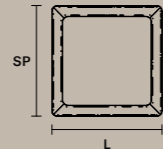
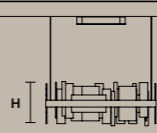
RIBBON S100	
L	100 cm / 39.37"
SP	8 cm / 3.14"
H	33 cm / 12.99"
INTEGRATED LED LIGHTING	
UP	9.36 W CRI>95 3000 K – 1236 NOMINAL LM
DOWN	21.1 W CRI>95 3000 K – 2781 NOMINAL LM
DIMM	0-10V




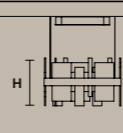
RIBBON S70	
L	70 cm / 27.55"
SP	8 cm / 3.14"
H	33 cm / 12.99"
INTEGRATED LED LIGHTING	
UP	7 W CRI>95 3000 K – 927 NOMINAL LM
DOWN	15 W CRI>95 3000 K – 2008 NOMINAL LM
DIMM	0-10V




RIBBON S80	
L	80 cm / 31.49"
SP	8 cm / 3.14"
H	33 cm / 12.99"
INTEGRATED LED LIGHTING	
UP	28.1 W CRI>95 3000 K – 4326 NOMINAL LM
DOWN	60.85 W CRI>95 3000 K – 7416 NOMINAL LM
DIMM	0-10V



RIBBON S50	
L	50 cm / 19.68"
SP	50 cm / 19.68"
H	33 cm / 12.99"
INTEGRATED LED LIGHTING	
UP	15.21 W CRI>95 3000 K – 2008 NOMINAL LM
DOWN	32.76 W CRI>95 3000 K – 4326 NOMINAL LM
DIMM	0-10V



v90 Nero opaco  
Matt black



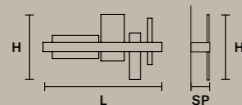
G01 Brunito\*  
Burnished

\*NOT AVAILABLE FOR RIBBON S80  
AND RIBBON S50

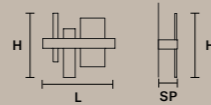


Vetro trasparente  
Transparent glass

RIBBON A65	
L	65 cm / 25.59"
SP	10 cm / 3.93"
H	33 cm / 12.99"
INTEGRATED LED LIGHTING	
UP	5.8 W CRI>95 3000 K – 849 NOMINAL LM
DOWN	5.8 W CRI>95 3000 K – 849 NOMINAL LM
DIMM	1-10V + PUSH



RIBBON A37	
L	37 cm / 14.56"
SP	10 cm / 3.93"
H	33 cm / 12.99"
INTEGRATED LED LIGHTING	
UP	3.51 W CRI>95 3000 K – 463 NOMINAL LM
DOWN	3.51 W CRI>95 3000 K – 463 NOMINAL LM
DIMM	1-10V + PUSH



For the US market, refer to the relevant price list.

# Olympya

OLYMPYA RD 8

IT Dove è nato il concetto di bellezza? Gusto dell'equilibrio e delle proporzioni per Olympya, liberamente ispirato all'antica Grecia come luogo di origine della bellezza e della cultura, la cui semplicità delle forme è controbilanciata dalla preziosità dei materiali e delle lavorazioni.

EN Where did the concept of beauty originate? Olympya expresses balance and proportion, freely inspired by ancient Greece as the origin of beauty and culture, where simplicity of form is counterbalanced by the preciousness of the materials and finishes.

DESIGN BY  
MASIERO LAB

SUSPENSION  
APPLIQUE















OLYMPYA A1



OLYMPYA RD 15

# Olympya

Struttura in metallo con braccia ricoperte in vetro. Pendagli in vetro "Crek" (ispirato al cristallo di rocca).

Metal frame with arms covered with glass. Crek glass pendants (inspired by rock crystal).

Metallrahmen mit Armen, die mit Glas bedeckt sind. Crek glas-Anhänger (inspiriert von Bergkristall).

Estructura de metal con brazos recubiertos de vidrio. Colgantes de cristal "Crek" (inspirado en el cristal de roca).

Structure en métal, couverture bras en verre. Pampille en verre "Crek" (inspirée au cristaux de roche).

Металлический каркас, покрытый стеклянным профилем. Подвесы из стеклянных элементов Crek (имитация горного хрусталя).

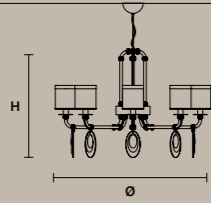
这种灯具有金属和玻璃的结构，而且它有«CREK» 玻璃条（类似白水晶）。

هيكل معدني بأذرع مغطاة بالزجاج. دلايات زجاجية "كريك" (مستوحاة من الكريستال الصخري).

## OLYMPYA RD 8

Ø 92 cm / 36.22"  
H 64 cm / 25.19"

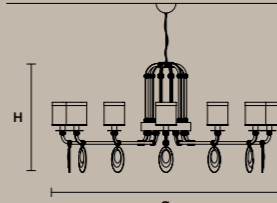
STANDARD LIGHTING  
8×E14×10 W MAX (NOT INCL.)  
USA 8×E12×40 W MAX (NOT INCL.)



## OLYMPYA RD 12

Ø 140 cm / 55.11"  
H 67 cm / 26.37"

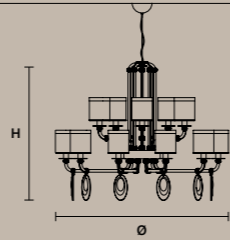
STANDARD LIGHTING  
12×E14×10 W MAX (NOT INCL.)  
USA 12×E12×40 W MAX (NOT INCL.)



## OLYMPYA RD 15

Ø 105 cm / 41.33"  
H 84 cm / 33.07"

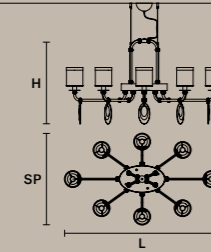
STANDARD LIGHTING  
15×E14×10 W MAX (NOT INCL.)  
USA 15×E12×40 W MAX (NOT INCL.)



## OLYMPYA ELLIPSE 8

L 120 cm / 47.24"  
SP 70 cm / 27.55"  
H 64 cm / 25.19"

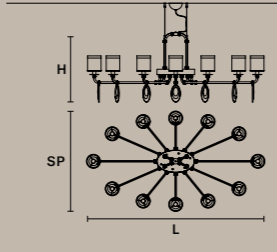
STANDARD LIGHTING  
8×E14×10 W MAX (NOT INCL.)  
USA 8×E12×40 W MAX (NOT INCL.)



## OLYMPYA ELLIPSE 12

L 160 cm / 62.99"  
SP 90 cm / 35.43"  
H 64 cm / 25.19"

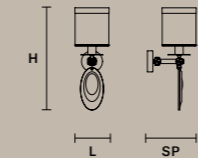
STANDARD LIGHTING  
12×E14×10 W MAX (NOT INCL.)  
USA 12×E12×40 W MAX (NOT INCL.)



## OLYMPYA A1

L 12.5 cm / 4.92"  
SP 18 cm / 7.08"  
H 38 cm / 14.96"

STANDARD LIGHTING  
1×E14×10 W MAX (NOT INCL.)  
USA 1×E12×40 W MAX (NOT INCL.)



G14 Ottone brunito  
Burnished brass

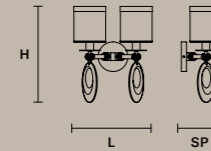



Vetro Crek  
Crek glass

## OLYMPYA A2

L 31 cm / 12.20"  
SP 16 cm / 6.29"  
H 38 cm / 14.96"

STANDARD LIGHTING  
2×E14×10 W MAX (NOT INCL.)  
USA 2×E12×40 W MAX (NOT INCL.)



 For the US market, refer to the relevant price list.

# Crek

IT Crek è espressione di creatività e della capacità veneziana di lavorare il vetro in modo inimitabile al mondo. La forma geometrica ed il vetro effetto cristallo di Rocca donano a Crek le sembianze di una meravigliosa scultura di ghiaccio, che come un Iglù suscita una sensazione di calore e sicurezza.

EN Crek expresses the Venetian ability to work with glass in a way unparalleled anywhere else in the world. With its geometric shape and rock crystal effect glass, Crek resembles a wonderful ice sculpture and evokes the warm, safe sensation of an igloo.

DESIGN BY  
MASIERO LAB

SUSPENSION  
APPLIQUE  
TABLE LAMP

CREK S5










CREK A2 G



# Crek

Telaio in metallo con listelli di vetro «Crek» (ispirato al cristallo di rocca).

Metal frame with «Crek» glass panels (inspired by rock crystal).

Metallrahmen mit «Crek» Glasplatten (inspiriert von dem Bergkristall).

“Marco de metal con listones de vidrio «Crek» (inspirado al cristal de roca).”

Structure en métal avec tiges de verre «Crek» (inspiré du cristal de roche).

Металлический каркас со стеклом «Crek» (имитация горного хрусталя).

这种灯具具有金属的结构，而且它有«CREK» 玻璃条（类似白水晶）。

إطار معدني بألواح زجاجية «كريك» (مستوحاة من الكريستال الصخري).



G18 Ottone spazzolato  
Brushed brass



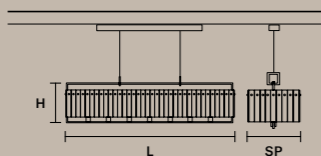
Vetro Crek  
Crek glass

## CREK S14

L 123 cm / 48.42"  
SP 31.5 cm / 12.40"  
H 40 cm / 15.74"

### STANDARD LIGHTING

14×E14×10 W MAX (NOT INCL.)  
USA 14×E12×40 W MAX (NOT INCL.)

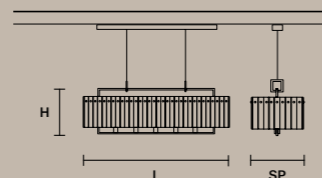


## CREK S10

L 95 cm / 37.40"  
SP 31.5 cm / 12.40"  
H 40 cm / 15.74"

### STANDARD LIGHTING

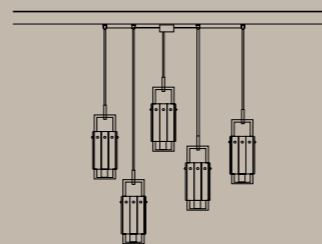
10×E14×10 W MAX (NOT INCL.)  
USA 10×E12×40 W MAX (NOT INCL.)



## CREK S5

### STANDARD LIGHTING

5×E14×10 W MAX (NOT INCL.)  
USA 5×E12×40 W MAX (NOT INCL.)



## CREK C3 RD 60

ø 60 cm / 23.62"  
H MAX 195 cm / 76.77"

### STANDARD LIGHTING

3×E14×10 W MAX (NOT INCL.)  
USA 3×E12×40 W MAX (NOT INCL.)

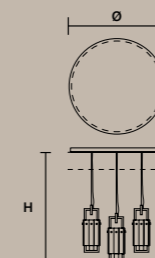


## CREK C5 RD 80

ø 80 cm / 31.49"  
H MAX 195 cm / 76.77"

### STANDARD LIGHTING

5×E14×10 W MAX (NOT INCL.)  
USA 5×E12×40 W MAX (NOT INCL.)

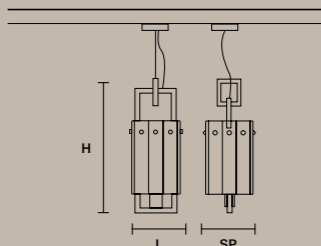


## CREK S1

L 15.5 cm / 6.10"  
SP 15.5 cm / 6.10"  
H 40 cm / 15.74"

### STANDARD LIGHTING

1×E14×10 W MAX (NOT INCL.)  
USA 1×E12×40 W MAX (NOT INCL.)

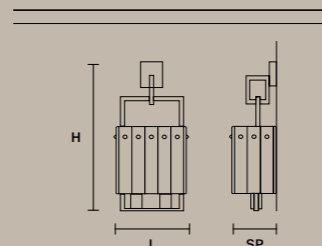


## CREK A2

L 22.5 cm / 8.85"  
SP 13 cm / 5.11"  
H 45 cm / 17.71"

### STANDARD LIGHTING

2×E14×10 W MAX (NOT INCL.)  
USA 2×E12×40 W MAX (NOT INCL.)

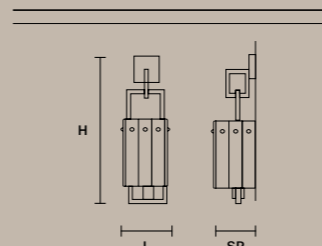


## CREK A1

L 15.5 cm / 6.10"  
SP 13 cm / 5.11"  
H 45 cm / 17.71"

### STANDARD LIGHTING

1×E14×10 W MAX (NOT INCL.)  
USA 1×E12×40 W MAX (NOT INCL.)

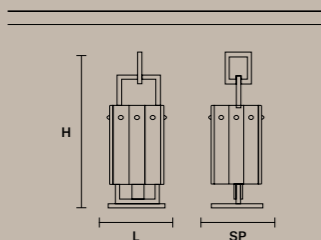


## CREK TL1

L 15.5 cm / 6.10"  
SP 15.5 cm / 6.10"  
H 41.5 cm / 17.71"

### STANDARD LIGHTING

1×E14×10 W MAX (NOT INCL.)  
USA 1×E12×40 W MAX (NOT INCL.)

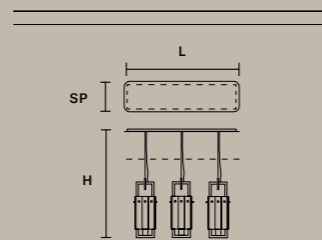


## CREK C3 LN 75

L 75 cm / 29.52"  
SP 20 cm / 7.87"  
H MAX 195 cm / 76.77"

### STANDARD LIGHTING

3×E14×10 W MAX (NOT INCL.)  
USA 3×E12×40 W MAX (NOT INCL.)

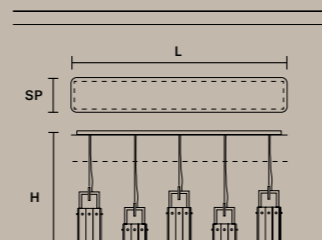


## CREK C5 LN 125

L 125 cm / 49.21"  
SP 20 cm / 7.87"  
H MAX 195 cm / 76.77"

### STANDARD LIGHTING

5×E14×10 W MAX (NOT INCL.)  
USA 5×E12×40 W MAX (NOT INCL.)



For the US market, refer to the relevant price list.

\* ETL only for US market.



# Cubo

CUBO PL COMBO 175

IT Cubo è la sintesi di dinamicità mentale e tradizione. E' un sistema di illuminazione modulare che permette di creare scenari a soffitto o a sospensione grazie alla combinazione di moduli quadrati o rettangolari. Osservando Cubo e dando libero spazio alle tue emozioni, potrai sentire il brusio di una cascata, con l'acqua che si cristallizza diventando un'opera di luce.

EN Cubo is the synthesis of mental vitality and tradition. This modular lighting system can be used to create ceiling or pendant scenarios by combining square or rectangular modules. When you look at Cubo and give free rein to your emotions, you seem to hear the murmur of a waterfall, where the water crystallises to form a work of light.

DESIGN BY  
MASIERO LAB

SUSPENSION  
CEILING  
APPLIQUE







CUBO A LONG



CUBO S LONG R



CUBO PL SQUARE LARGE 20



CUBO PL SQUARE MEDIUM 40  
CUBO PL SQUARE MEDIUM 20

CUBO S LONG K



CUBO A SQUARE

# Cubo

Struttura in metallo con pendagli in cristallo.

Metal frame with crystal pendants.

Gestell aus Metall mit Behang aus Kristall.

Estructura de metal con colgantes de cristal.

Structure en métal avec pampilles en cristal.

Металлический каркас с подвесками из хрусталя.

这种灯具具有金属结构，而且它有水晶的吊坠们。

هيكل معدني مع دلايات من الكريستال.

## PENDANTS



G04 Cromo lucido  
Shiny chrome



TR Trasparente  
Transparent



SA Zaffiro  
Sapphire



AM Ambra  
Amber



VI Viola  
Violet



RE Rosso  
Red



GR Light  
Peridot



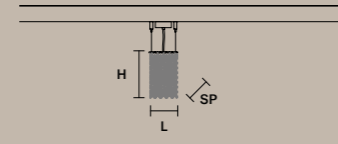
SM Golden Fumé  
Golden Smoky

### CUBO S/SQUARE/SMALL 20

L 12.5 cm / 4.92"  
SP 12.5 cm / 4.92"  
H 20 cm / 7.87"

#### STANDARD LIGHTING

1×E14×10 W MAX (NOT INCL.)  
USA 1×E12×40 W MAX (NOT INCL.)

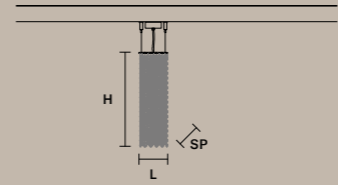


### CUBO S/SQUARE/SMALL 40

L 12.5 cm / 4.92"  
SP 12.5 cm / 4.92"  
H 40 cm / 15.74"

#### STANDARD LIGHTING

1×E14×10 W MAX (NOT INCL.)  
USA 1×E12×40 W MAX (NOT INCL.)

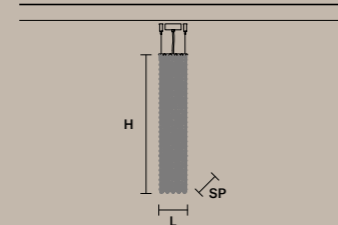


### CUBO S/SQUARE/SMALL 60

L 12.5 cm / 4.92"  
SP 12.5 cm / 4.92"  
H 60 cm / 23.62"

#### STANDARD LIGHTING

3×E14×10 W MAX (NOT INCL.)  
USA 3×E12×40 W MAX (NOT INCL.)

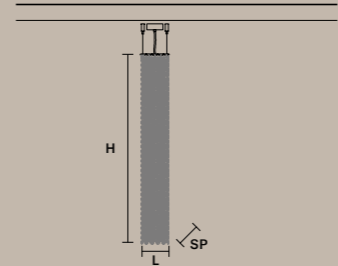


### CUBO S/SQUARE/SMALL 80

L 12.5 cm / 4.92"  
SP 12.5 cm / 4.92"  
H 80 cm / 31.49"

#### STANDARD LIGHTING

3×E14×10 W MAX (NOT INCL.)  
USA 3×E12×40 W MAX (NOT INCL.)

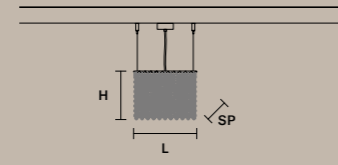


### CUBO S/SQUARE/MEDIUM 20

L 25 cm / 9.84"  
SP 25 cm / 9.84"  
H 20 cm / 7.87"

#### STANDARD LIGHTING

4×E14×10 W MAX (NOT INCL.)  
USA 4×E12×40 W MAX (NOT INCL.)

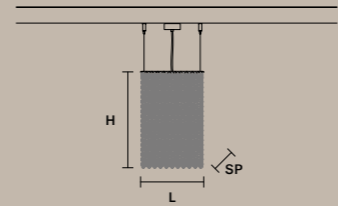


### CUBO S/SQUARE/MEDIUM 40

L 25 cm / 9.84"  
SP 25 cm / 9.84"  
H 40 cm / 15.74"

#### STANDARD LIGHTING

7×E14×10 W MAX (NOT INCL.)  
USA 7×E12×40 W MAX (NOT INCL.)

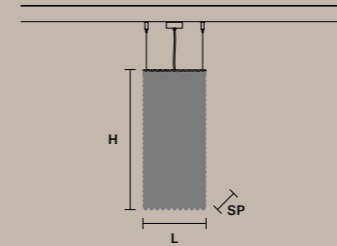


### CUBO S/SQUARE/MEDIUM 60

L 25 cm / 9.84"  
SP 25 cm / 9.84"  
H 60 cm / 23.62"

#### STANDARD LIGHTING

8×E14×10 W MAX (NOT INCL.)  
USA 8×E12×40 W MAX (NOT INCL.)

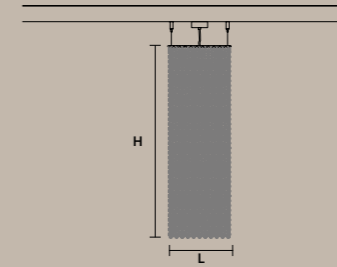


### CUBO S/SQUARE/MEDIUM 80

L 25 cm / 9.84"  
SP 25 cm / 9.84"  
H 80 cm / 31.49"

#### STANDARD LIGHTING

10×E14×10 W MAX (NOT INCL.)  
USA 10×E12×40 W MAX (NOT INCL.)

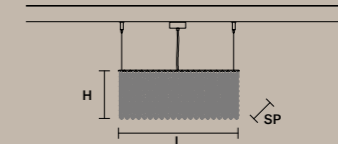


### CUBO S/SQUARE/LARGE 20

L 50 cm / 19.68"  
SP 50 cm / 19.68"  
H 20 cm / 7.87"

#### STANDARD LIGHTING

12×E14×10 W MAX (NOT INCL.)  
USA 12×E12×40 W MAX (NOT INCL.)

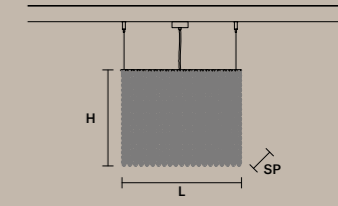


### CUBO S/SQUARE/LARGE 40

L 50 cm / 19.68"  
SP 50 cm / 19.68"  
H 40 cm / 15.74"

#### STANDARD LIGHTING

12×E14×10 W MAX (NOT INCL.)  
USA 12×E12×40 W MAX (NOT INCL.)

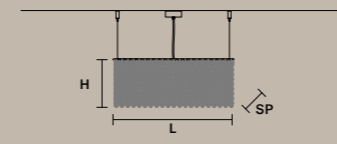


### CUBO S/LONG/A

L 50 cm / 19.68"  
SP 12.5 cm / 4.92"  
H 20 cm / 7.87"

#### STANDARD LIGHTING

4×E14×10 W MAX (NOT INCL.)  
USA 4×E12×40 W MAX (NOT INCL.)

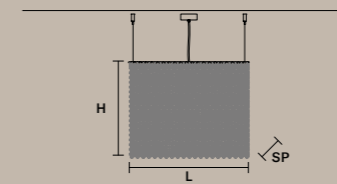


### CUBO S/LONG/B

L 50 cm / 19.68"  
SP 12.5 cm / 4.92"  
H 40 cm / 15.74"

#### STANDARD LIGHTING

7×E14×10 W MAX (NOT INCL.)  
USA 7×E12×40 W MAX (NOT INCL.)

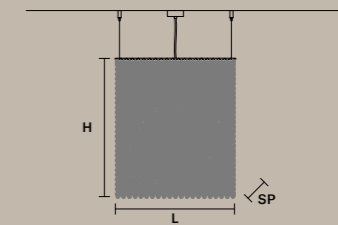


### CUBO S/LONG/C

L 50 cm / 19.68"  
SP 12.5 cm / 4.92"  
H 60 cm / 23.62"

#### STANDARD LIGHTING

7×E14×10 W MAX (NOT INCL.)  
USA 7×E12×40 W MAX (NOT INCL.)

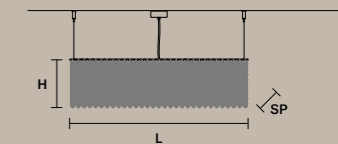


### CUBO S/LONG/D

L 75 cm / 29.52"  
SP 12.5 cm / 4.92"  
H 20 cm / 7.87"

#### STANDARD LIGHTING

5×E14×10 W MAX (NOT INCL.)  
USA 5×E12×40 W MAX (NOT INCL.)

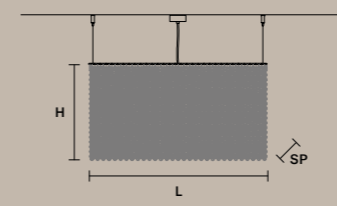


### CUBO S/LONG/E

L 75 cm / 29.52"  
SP 12.5 cm / 4.92"  
H 40 cm / 15.74"

#### STANDARD LIGHTING

9×E14×10 W MAX (NOT INCL.)  
USA 9×E12×40 W MAX (NOT INCL.)

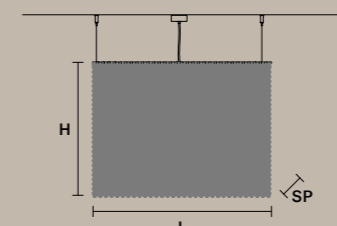


### CUBO S/LONG/F

L 75 cm / 29.52"  
SP 12.5 cm / 4.92"  
H 60 cm / 23.62"

#### STANDARD LIGHTING

9×E14×10 W MAX (NOT INCL.)  
USA 9×E12×40 W MAX (NOT INCL.)

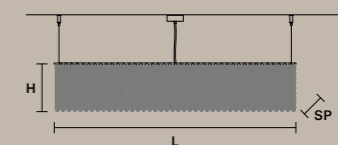


### CUBO S/LONG/G

L 100 cm / 39.37"  
SP 12.5 cm / 4.92"  
H 20 cm / 7.87"

#### STANDARD LIGHTING

6×E14×10 W MAX (NOT INCL.)  
USA 6×E12×40 W MAX (NOT INCL.)

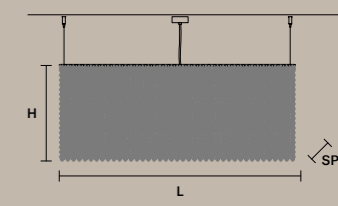


### CUBO S/LONG/H

L 100 cm / 39.37"  
SP 12.5 cm / 4.92"  
H 40 cm / 15.74"

#### STANDARD LIGHTING

11×E14×10 W MAX (NOT INCL.)  
USA 11×E12×40 W MAX (NOT INCL.)



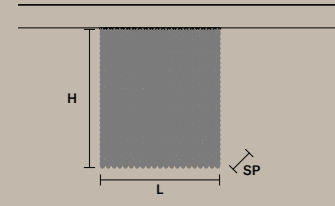
For the US market, refer to the relevant price list.





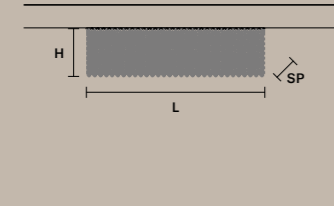
**CUBO PL/LONG/C**

L	50 cm / 19.68"
SP	12.5 cm / 4.92"
H	60 cm / 23.62"
STANDARD LIGHTING	
7×E14×10 W MAX (NOT INCL.)	
USA	7×E12×40 W MAX (NOT INCL.)



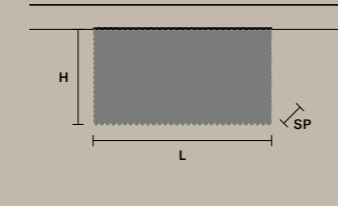
**CUBO PL/LONG/D**

L	75 cm / 29.52"
SP	12.5 cm / 4.92"
H	20 cm / 7.87"
STANDARD LIGHTING	
5×E14×10 W MAX (NOT INCL.)	
USA	5×E12×40 W MAX (NOT INCL.)



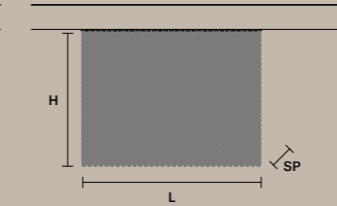
**CUBO PL/LONG/E**

L	75 cm / 29.52"
SP	12.5 cm / 4.92"
H	40 cm / 15.74"
STANDARD LIGHTING	
9×E14×10 W MAX (NOT INCL.)	
USA	9×E12×40 W MAX (NOT INCL.)



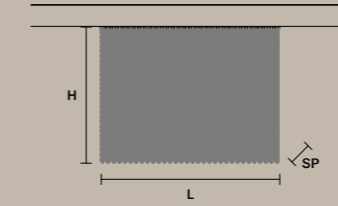
**CUBO PL/LONG/F**

L	75 cm / 29.52"
SP	12.5 cm / 4.92"
H	60 cm / 23.62"
STANDARD LIGHTING	
9×E14×10 W MAX (NOT INCL.)	
USA	9×E12×40 W MAX (NOT INCL.)



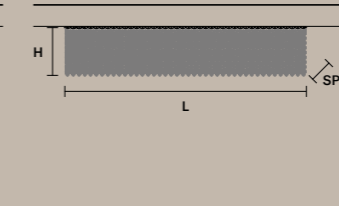
**CUBO PL/LONG/O**

L	75 cm / 29.52"
SP	25 cm / 9.84"
H	60 cm / 23.62"
STANDARD LIGHTING	
17×E14×10 W MAX (NOT INCL.)	
USA	17×E12×40 W MAX (NOT INCL.)



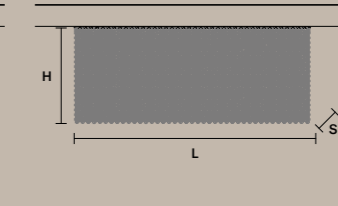
**CUBO PL/LONG/P**

L	100 cm / 39.37"
SP	25 cm / 9.84"
H	20 cm / 7.87"
STANDARD LIGHTING	
12×E14×10 W MAX (NOT INCL.)	
USA	12×E12×40 W MAX (NOT INCL.)




**CUBO PL/LONG/Q**

L	100 cm / 39.37"
SP	25 cm / 9.84"
H	40 cm / 15.74"
STANDARD LIGHTING	
18×E14×10 W MAX (NOT INCL.)	
USA	18×E12×40 W MAX (NOT INCL.)



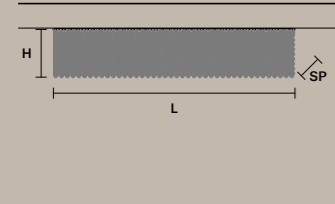
**CUBO PL/LONG/R**

L	100 cm / 39.37"
SP	25 cm / 9.84"
H	60 cm / 23.62"
STANDARD LIGHTING	
18×E14×10 W MAX (NOT INCL.)	
USA	18×E12×40 W MAX (NOT INCL.)




**CUBO PL/LONG/G**

L	100 cm / 39.37"
SP	12.5 cm / 4.92"
H	20 cm / 7.87"
STANDARD LIGHTING	
6×E14×10 W MAX (NOT INCL.)	
USA	6×E12×40 W MAX (NOT INCL.)




**CUBO PL/LONG/H**

L	100 cm / 39.37"
SP	12.5 cm / 4.92"
H	40 cm / 15.74"
STANDARD LIGHTING	
11×E14×10 W MAX (NOT INCL.)	
USA	11×E12×40 W MAX (NOT INCL.)



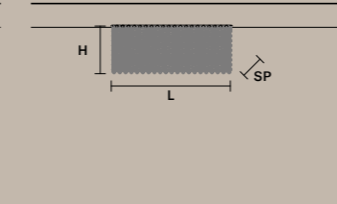
**CUBO PL/LONG/I**

L	100 cm / 39.37"
SP	12.5 cm / 4.92"
H	60 cm / 23.62"
STANDARD LIGHTING	
11×E14×10 W MAX (NOT INCL.)	
USA	11×E12×40 W MAX (NOT INCL.)



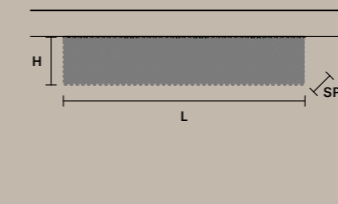
**CUBO PL/LONG/J**

L	50 cm / 19.68"
SP	25 cm / 9.84"
H	20 cm / 7.87"
STANDARD LIGHTING	
8×E14×10 W MAX (NOT INCL.)	
USA	8×E12×40 W MAX (NOT INCL.)



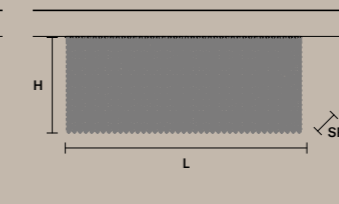
**CUBO PL/LONG/S**

L	100 cm / 39.37"
SP	50 cm / 19.68"
H	20 cm / 7.87"
STANDARD LIGHTING	
12×E14×10 W MAX (NOT INCL.)	
USA	12×E12×40 W MAX (NOT INCL.)



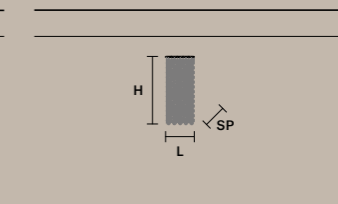
**CUBO PL/LONG/T**

L	100 cm / 39.37"
SP	50 cm / 19.67"
H	40 cm / 15.74"
STANDARD LIGHTING	
18×E14×10 W MAX (NOT INCL.)	
USA	18×E12×40 W MAX (NOT INCL.)



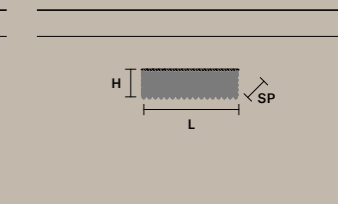
**CUBO A/SQUARE**

L	12.5 cm / 4.92"
SP	12.5 cm / 4.92"
H	25 cm / 9.84"
STANDARD LIGHTING	
1×E14×10 W MAX (NOT INCL.)	
USA	1×E12×40 W MAX (NOT INCL.)



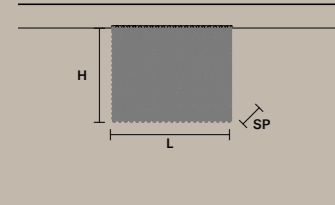
**CUBO A/LONG**

L	40 cm / 15.74"
SP	12.5 cm / 4.92"
H	20 cm / 7.87"
STANDARD LIGHTING	
4×E14×10 W MAX (NOT INCL.)	
USA	4×E12×40 W MAX (NOT INCL.)



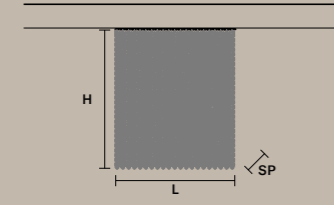
**CUBO PL/LONG/K**

L	50 cm / 19.68"
SP	25 cm / 9.84"
H	40 cm / 15.74"
STANDARD LIGHTING	
12×E14×10 W MAX (NOT INCL.)	
USA	12×E12×40 W MAX (NOT INCL.)



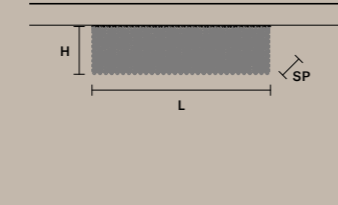
**CUBO PL/LONG/L**

L	50 cm / 19.68"
SP	25 cm / 9.84"
H	60 cm / 23.62"
STANDARD LIGHTING	
12×E14×10 W MAX (NOT INCL.)	
USA	12×E12×40 W MAX (NOT INCL.)



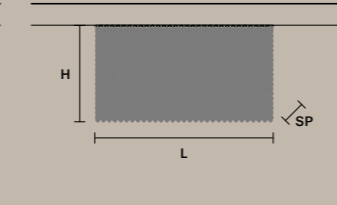
**CUBO PL/LONG/M**


L	75 cm / 29.52"
SP	25 cm / 9.84"
H	20 cm / 7.87"
STANDARD LIGHTING	
9×E14×10 W MAX (NOT INCL.)	
USA	9×E12×40 W MAX (NOT INCL.)



**CUBO PL/LONG/N**

L	75 cm / 29.52"
SP	25 cm / 9.84"
H	40 cm / 15.74"
STANDARD LIGHTING	
17×E14×10 W MAX (NOT INCL.)	
USA	17×E12×40 W MAX (NOT INCL.)




**CUBO S/COMBO 100** 

L 100 cm / 39.37"  
 SP 87,5 cm / 34,44"  
 H 80 cm / 31.49"

**STANDARD LIGHTING**

48×E14×10 W MAX (NOT INCL.)

USA 48×E12×40 W MAX (NOT INCL.)


**CUBO S/COMBO 150** 

L 75 cm / 29.52"  
 SP 150 cm / 59.05"  
 H 60 cm / 23.62"

**STANDARD LIGHTING**

69×E14×10 W MAX (NOT INCL.)

USA 69×E12×40 W MAX (NOT INCL.)


**CUBO S/COMBO 175** 

L 175 cm / 68.89"  
 SP 175 cm / 68.89"  
 H 100 cm / 39.37"

**STANDARD LIGHTING**

80×E14×10 W MAX (NOT INCL.)

USA 80×E12×40 W MAX (NOT INCL.)

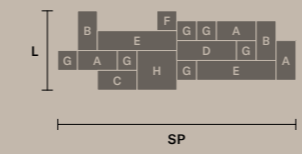
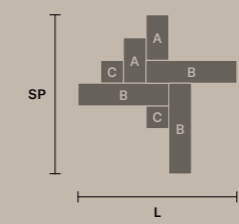
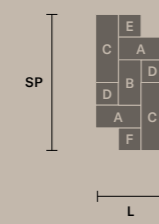
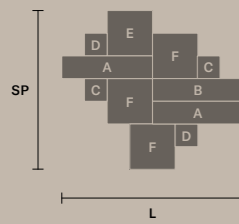

**CUBO S/COMBO 300** 

L 100 cm / 39.37"  
 SP 300 cm / 118.11"  
 H 120 cm / 47.24"

**STANDARD LIGHTING**

192×E14×10 W MAX (NOT INCL.)

USA 192×E12×40 W MAX (NOT INCL.)



**COMPONENTS**

- A** 2×S/Long/A
- B** 1×S/Long/B
- C** 2×S/Square/Small 40
- D** 2×S/Square/Small 60
- E** 1×S/Square/Medium 20
- F** 3×S/Square/Medium 40

**COMPONENTS**


- A** 2×S/Long/J
- B** 1×S/Long/L
- C** 2×S/Long/M
- D** 2×S/Square/Medium 20
- E** 1×S/Square/Medium 40
- F** 1×S/Square/Medium 60

**COMPONENTS**

- A** 2×S/Long/L
- B** 3×S/Long/P
- C** 2×S/Square/Medium 80

**COMPONENTS**

- A** 3×S/Long/J
- B** 2×S/Long/K
- C** 1×S/Long/L
- D** 1×S/Long/O
- E** 2×S/Long/Q
- F** 1×Square/Medium 40
- G** 6×Square/Medium 80
- H** 1×Square/Large 40

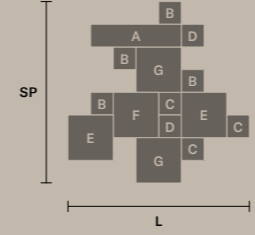

**CUBO PL/COMBO 100** 


L 100 cm / 39.37"  
 SP 100 cm / 39.37"  
 H 80 cm / 31.49"

**STANDARD LIGHTING**

51×E14×10 W MAX (NOT INCL.)

USA 51×E12×40 W MAX (NOT INCL.)



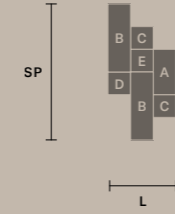
**CUBO PL/COMBO 150** 


L 75 cm / 29.52"  
 SP 150 cm / 59.05"  
 H 60 cm / 23.62"

**STANDARD LIGHTING**

53×E14×10 W MAX (NOT INCL.)

USA 53×E12×40 W MAX (NOT INCL.)



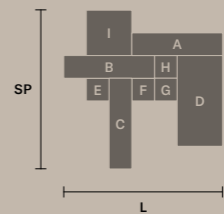
**CUBO PL/COMBO 175** 


L 175 cm / 68.89"  
 SP 175 cm / 68.89"  
 H 80 cm / 31.49"

**STANDARD LIGHTING**

107×E14×10 W MAX (NOT INCL.)

USA 107×E12×40 W MAX (NOT INCL.)



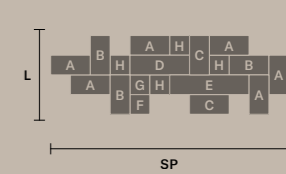
**CUBO PL/COMBO 300** 

L 100 cm / 39.37"  
 SP 300 cm / 118.11"  
 H 80 cm / 31.49"

**STANDARD LIGHTING**

195×E14×10 W MAX (NOT INCL.)

USA 195×E12×40 W MAX (NOT INCL.)



**COMPONENTS**

- A** 1×PL/Long/B
- B** 4×PL/Square/Small 20
- C** 3×PL/Square/Small 40
- D** 2×PL/Square/Small 80
- E** 2×PL/Square/Medium 20
- F** 1×PL/Square/Medium 40
- G** 2×PL/Square/Medium 60

**COMPONENTS**

- A** 1×PL/Long/K
- B** 2×PL/Long/M
- C** 2×PL/Square/Medium 20
- D** 1×PL/Square/Medium 40
- E** 1×PL/Square/Medium 60

**COMPONENTS**

- A** 1×PL/Long/P
- B** 1×PL/Long/Q
- C** 1×PL/Long/R
- D** 1×PL/Long/T
- E** 1×PL/Square/Medium 20
- F** 1×PL/Square/Medium 40
- G** 1×PL/Square/Medium 60
- H** 1×PL/Square/Medium 80
- I** 1×PL/Square/Large 60

**COMPONENTS**

- A** 6×PL/Long/J
- B** 3×PL/Long/k
- C** 2×PL/Long/L
- D** 1×PL/Long/O
- E** 1×PL/Long/Q
- F** 1×PL/Square/Medium 20
- G** 1×PL/Square/Medium 60
- H** 4×PL/Square/Medium 80

# Eva

IT L'abbiamo chiamata Eva, non a caso. La collezione Eva incarna magnificamente la trasposizione in chiave moderna dei lampadari classici. Come un fiore appena sbocciato ti incanta per la sua fluida sinuosità, trasmettendo un senso di pace e appagamento.

EN Not by chance we named it Eva. The Eva collection magnificently embodies the modern interpretation of classic chandeliers. Like a freshly opened flower, it enchants you with its fluid sinuosity, conveying a sense of peace and contentment.

DESIGN BY  
MASIERO LAB

SUSPENSION  
APPLIQUE  
TABLE LAMP  
FLOOR LAMP

EVA S10







EVA A2



EVA S3+1







EVA TL1 M



EVA STL3+1



# Eva

Lampada con struttura in resina e poliuretano. Paralumi in alluminio. Lamp with resin and polyurethane frame. Aluminium lampshades.

Lampe mit resin und polyurethanstruktur. Lampenschirme aus Aluminium.

Lámpara con estructura de resina y poliuretano. Pantallas de aluminio."

Lampe avec structure en resin et polyurethane, Abat-jour en aluminiumi.

Лампа с каркасом из пластика и полиуретана. Алюминиевые абажуры.

这种灯具有一个树脂和聚氨酯的结构。灯罩们是铝材做的。


مصباح بهيكل من الراتنج والبولي يوريثان. عاكس ضوء (غطاء مصباح) من الألمنيوم.



F01 Foglia oro Gold leaf



F02 Foglia argento Silver leaf



v95 Bianco opaco Matt white



v50 Blue navy



v72 Grigio scuro Dark grey



v60 Verde ottanio Ottanio green

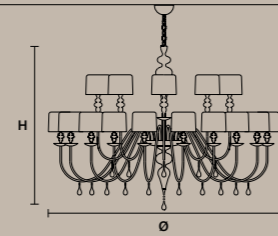


v70 Cemento Concrete

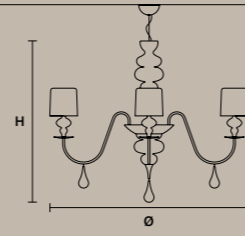


v30 Rosso ossido Oxide red

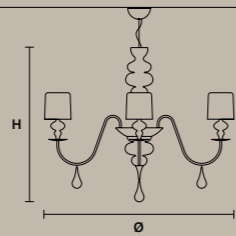
EVA S20+10	
ø	270 cm / 106.29"
H	200 cm / 78.74"
STANDARD LIGHTING	
30×E27×20 W MAX (NOT INCL.)	
USA	30×E26×60 W MAX (NOT INCL.)



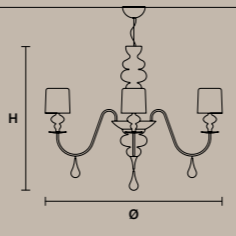
EVA S10	
ø	110 cm / 43.30"
H	75 cm / 29.52"
STANDARD LIGHTING	
10×E14×10 W MAX (NOT INCL.)	
USA	10×E12×40 W MAX (NOT INCL.)



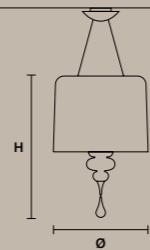
EVA S8	
ø	90 cm / 35.43"
H	75 cm / 29.52"
STANDARD LIGHTING	
8×E14×10 W MAX (NOT INCL.)	
USA	8×E12×40 W MAX (NOT INCL.)



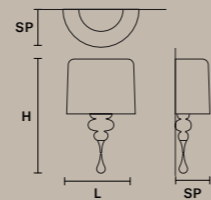
EVA S5	
ø	70 cm / 27.56"
H	60 cm / 23.62"
STANDARD LIGHTING	
5×E14×10 W MAX (NOT INCL.)	
USA	5×E12×40 W MAX (NOT INCL.)



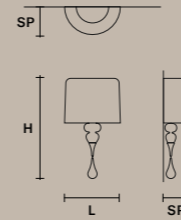
EVA S3+1	
ø	50 cm / 19.68"
H	75 cm / 29.52"
STANDARD LIGHTING	
3×E27×20 W MAX (NOT INCL.)	
1×E14×10 W MAX (NOT INCL.)	
USA	3×E26×60 W MAX (NOT INCL.)
	1×E12×40 W MAX (NOT INCL.)



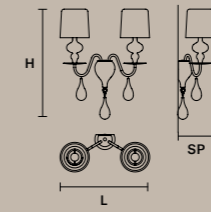
EVA A3	
L	40 cm / 15.74"
SP	20 cm / 7.87"
H	70 cm / 27.56"
STANDARD LIGHTING	
3×E27×20 W MAX (NOT INCL.)	
USA	3×E26×60 W MAX (NOT INCL.)



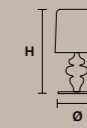
EVA A1 M	
L	30 cm / 11.81"
SP	15 cm / 5.90"
H	54 cm / 21.25"
STANDARD LIGHTING	
1×E27×20 W MAX (NOT INCL.)	
USA	1×E26×60 W MAX (NOT INCL.)



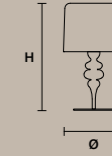
EVA A2	
L	40 cm / 15.74"
SP	18 cm / 7.08"
H	55 cm / 21.65"
STANDARD LIGHTING	
2×E14×10 W MAX (NOT INCL.)	
USA	2×E12×40 W MAX (NOT INCL.)



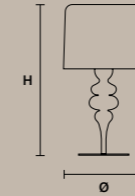
EVA TL1 P	
ø	14 cm / 5.51"
H	28 cm / 11.02"
STANDARD LIGHTING	
1×E14×10 W MAX (NOT INCL.)	
USA	1×E12×40 W MAX (NOT INCL.)



EVA TL1 M	
ø	30 cm / 11.81"
H	53 cm / 20.86"
STANDARD LIGHTING	
1×E27×20 W MAX (NOT INCL.)	
USA	1×E26×60 W MAX (NOT INCL.)



EVA TL3+1 G	
ø	40 cm / 15.74"
H	75 cm / 29.52"
STANDARD LIGHTING	
3×E27×20 W MAX (NOT INCL.)	
1×E14×10 W MAX (NOT INCL.)	
USA	3×E26×60 W MAX (NOT INCL.)
	1×E12×40 W MAX (NOT INCL.)



EVA STL3+1	
ø	50 cm / 19.68"
H	180 cm / 70.86"
STANDARD LIGHTING	
3×E27×20 W MAX (NOT INCL.)	
1×E14×10 W MAX (NOT INCL.)	
USA	3×E26×60 W MAX (NOT INCL.)
	1×E12×40 W MAX (NOT INCL.)



For the US market, refer to the relevant price list.

\* ETL only for US market.

# Sound

IT Che forma avrebbe il suono se fosse un prodotto? Sound ha un design che parla ai nostri sensi, illuminando la nostra mente e l'anima attraverso l'idea di un'armonica melodia progettuale. Il suono è un esperimento semantico formale. È una sinestesia. Sound è una combinazione di elementi circolari che evoca l'espansione delle onde sonore”.

EN What form would sound take if it were a product? The design of Sound speaks to our senses, illuminating our minds and souls through the idea of a harmonious melody of design. Sound is a formal semantic experiment. It is a synaesthesia. Sound is a combination of circular elements evoking the expansion of sound waves.

DESIGN BY  
GIOVANNI BATTISTA  
GIANOLA

SUSPENSION  
CEILING  
APPLIQUE  
TABLE LAMP  
FLOOR LAMP

SOUND OR6







SOUND PL3



SOUND STL5

SOUND S1



SOUND OR3





SOUND STL5




SOUND OR6













SOUND A1



SOUND S6

# Sound

Struttura in metallo, diffusore in vetro decorato.

Metal frame, decorated glass diffuser.

Metallstruktur, Diffusor aus dekoriertem Glas.


Estructura de metal, difusor de vidrio condecorado.

Structure en métal, diffuseur en verre coloré.


Металлический каркас, рассеиватель из декорированного стекла.

这种灯具有金属结构, 而且光扩散是装饰玻璃做的。

هيكل معدني،  
ناشر ضوء زجاجي  
مزخرف.



G12 Oro spazzolato  
Brushed gold



G18 Ottone spazzolato+Nero opaco  
v90 Brushed brass+Matt black

**SOUND S1**

Ø 30 cm / 11.81"  
H 60 cm / 23.62"

WITH ROD B\*\*

**STANDARD LIGHTING**   
1×G9×10 W MAX (NOT INCL.)\*

**INTEGRATED LED LIGHTING**   
UP 4,4 W CRI>90  
3000 K – 650 NOMINAL LM  
DOWN 4,4 W CRI>90  
3000 K – 650 NOMINAL LM  
DIMM 1-10V + PUSH

**SOUND S6**

Ø 110 cm / 43.30"  
H 102 cm / 40.16"

WITH ROD B\*\*

**STANDARD LIGHTING**   
6×G9×10 W MAX (NOT INCL.)\*

**INTEGRATED LED LIGHTING**   
UP 26,5 W CRI>90  
3000 K – 3900 NOMINAL LM  
DOWN 26,5 W CRI>90  
3000 K – 3900 NOMINAL LM  
DIMM 1-10V + DALI + PUSH

**SOUND BIL5**

L 191 cm / 75.19"  
SP 64 cm / 25.19"  
H 58 cm / 22.83"

WITH ROD B\*\*

**STANDARD LIGHTING**   
5×G9×10 W MAX (NOT INCL.)\*

**INTEGRATED LED LIGHTING**   
UP 22 W CRI>90  
3000 K – 3250 NOMINAL LM  
DOWN 22 W CRI>90  
3000 K – 3250 NOMINAL LM  
DIMM 1-10V + DALI + PUSH

**SOUND TL1**

L 30 cm / 11.81"  
SP 11 cm / 4.33"  
H 30 cm / 11.81"

**STANDARD LIGHTING**   
1×G9×10 W MAX (NOT INCL.)\*

**INTEGRATED LED LIGHTING**   
8,8 W CRI>90  
3000 K – 1300 NOMINAL LM

DIMM OWN BUTTON

**SOUND STL5**

L 46 cm / 18.11"  
SP 10 cm / 3.93"  
H 225 cm / 88.58"

**STANDARD LIGHTING**   
5×G9×10 W MAX (NOT INCL.)\*

**INTEGRATED LED LIGHTING**   
44 W CRI>90  
3000 K – 6500 NOMINAL LM

DIMM OWN BUTTON

**SOUND BIL3**

L 134 cm / 52.75"  
SP 64 cm / 25.19"  
H 58 cm / 22.83"

WITH ROD B\*\*

**STANDARD LIGHTING**   
3×G9×10 W MAX (NOT INCL.)\*

**INTEGRATED LED LIGHTING**   
UP 13,5 W CRI>90  
3000 K – 1950 NOMINAL LM  
DOWN 13,5 W CRI>90  
3000 K – 1950 NOMINAL LM  
DIMM 1-10V + PUSH

**SOUND OR6**

L 120 cm / 47.24"  
SP 80 cm / 31.49"  
H 11 cm / 4.33"

**STANDARD LIGHTING**   
6×G9×10 W MAX (NOT INCL.)\*

**INTEGRATED LED LIGHTING**   
UP 26,5 W CRI>90  
3000 K – 3900 NOMINAL LM  
DOWN 26,5 W CRI>90  
3000 K – 3900 NOMINAL LM  
DIMM 1-10V + DALI + PUSH

**SOUND OR3**

L 60 cm / 23.62"  
SP 56 cm / 22.04"  
H 11 cm / 4.33"

**STANDARD LIGHTING**   
3×G9×10 W MAX (NOT INCL.)\*

**INTEGRATED LED LIGHTING**   
UP 13,5 W CRI>90  
3000 K – 1950 NOMINAL LM  
DOWN 13,5 W CRI>90  
3000 K – 1950 NOMINAL LM  
DIMM 1-10V + PUSH

**SOUND PL3**

L 60 cm / 23.62"  
SP 56 cm / 22.04"  
H 14 cm / 5.51"

**STANDARD LIGHTING**   
3×G9×10 W MAX (NOT INCL.)\*

**INTEGRATED LED LIGHTING**   
DOWN 13,5 W CRI>90  
3000 K – 1950 NOMINAL LM

DIMM 1-10V + PUSH

**SOUND PL1**

Ø 30 cm / 11.81"  
H 13 cm / 5.11"

**STANDARD LIGHTING**   
1×G9×10 W MAX (NOT INCL.)\*

**INTEGRATED LED LIGHTING**   
DOWN 5,5 W CRI>90  
3000 K – 873 NOMINAL LM

DIMM 1-10V + PUSH

**SOUND A1**

L 30 cm / 11.81"  
SP 45 cm / 17.72"  
H 30 cm / 11.81"

**STANDARD LIGHTING**   
1×G9×10 W MAX (NOT INCL.)\*

**INTEGRATED LED LIGHTING**   
UP 4,4 W CRI>90  
3000 K – 650 NOMINAL LM  
DOWN 4,4 W CRI>90  
3000 K – 650 NOMINAL LM  
DIMM 1-10V + PUSH

## Accessories

\*\* IT IS POSSIBLE TO CHOOSE A SPECIFIC HEIGHT FOR FIXED ROD OF ITEMS SOUND S1, SOUND S6, SOUND BIL5, SOUND BIL3. WHEN NOT SPECIFIED IN THE ORDER CONFIRMATION, THE STANDARD HEIGHT FOR THE ROD IS "B". É POSSIBILE SCEGLIERE UN'ALTEZZA SPECIFICA PER LE ASTE RIGIDE DEGLI ARTICOLI SOUND S1, SOUND S6, SOUND BIL5, SOUND BIL3. SE NON SPECIFICATO IN FASE D'ORDINE, L'ALTEZZA DELL'ASTA RIGIDA STANDARD È "B".

**SOUND ROD S1\*\***

H A: 11 cm / 4.33"  
B: 31 cm / 12.20"  
C: 51 cm / 20.08"

**SOUND ROD S6\*\***

H A: 30 cm / 11.81"  
B: 50 cm / 19.68"  
C: 70 cm / 27.55"

**SOUND ROD BIL5\*\* - BIL3\*\***

H A: 30 cm / 11.81"  
B: 50 cm / 19.68"  
C: 70 cm / 27.55"

**FLOOR LAMP BASE**

H 1 cm / 0.39"  
Ø 40 cm / 15.74"

For the US market, refer to the relevant price list.

\* ETL only for US market.  
\*G9 bulbs also valid for USA market.

# Timeo

IT È il gioco delle geometrie e la regolarità delle forme che caratterizzano questa collezione di lampade. Timeo prende il nome dal dialogo di Platone, Timeo, il testo base della cosmogonia in cui si delinea il concetto di solidi platonici.

EN This collection of lamps stands out for the interplay of geometries and regularity of the shapes. It takes its name from Plato's dialogue, the Timaeus, the basic text of cosmogony outlining the concept of Platonic solids.

DESIGN BY  
OMRI REVESZ

SUSPENSION  
APPLIQUE  
TABLE LAMP  
FLOOR LAMP

TIMEO C3 LN 75



TIMEO STL




TIMEO TL







TIMEO A



TIMEO A

# Timeo

Struttura in metallo verniciato.  
Illuminazione LED.

Painted metal frame. LED Lighting.

Gestell aus lackiertem Metall.  
LED-Beleuchtung.

Estructura de metal pintado.  
Iluminación LED.

Structure en métal peint.  
LED éclairage.


Структура из окрашенного  
металла. Светодиодное  
освещение.

这种灯具的结构是涂漆的金属。LED  
照明。


هيكل معدني مطلي.  
إضاءة ليد.



G14 Ottone brunito  
Burnished brass




V34 Rosa antico  
Antique pink




V64 Verde Bosco  
Forest Green



V33 Rosso Vinaccia  
Burgundy



V91 Nero gofrato  
Embossed black



V98 Bianco gofrato  
Embossed white



V73 Grigio Seta  
Silk Grey



V54 Blu Zaffiro  
Sapphire Blue

## TIMEO S1 20

Ø 21 cm / 8.26"  
H 17 cm / 6.69"

### INTEGRATED LED LIGHTING

LED 4 W CRI>90  
3000 K - 460 NOMINAL LM  
DIMM NO

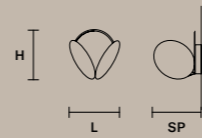


## TIMEO A

L 21 cm / 8.26"  
SP 19 cm / 7.48"  
H 20 cm / 7.87"

### INTEGRATED LED LIGHTING

LED 4 W CRI>90  
3000 K - 460 NOMINAL LM  
DIMM NO



## TIMEO STL

Ø 35 cm / 11.81"  
H 160 cm / 62.99"

### INTEGRATED LED LIGHTING

LED 9 W CRI>90  
3000 K - 1458 NOMINAL LM  
DIMM OWN BUTTON

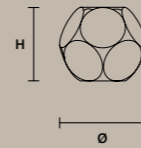


## TIMEO TL

Ø 35 cm / 13.77"  
H 30 cm / 11.81"

### INTEGRATED LED LIGHTING

LED 9 W CRI>90  
3000 K - 1458 NOMINAL LM  
DIMM OWN BUTTON

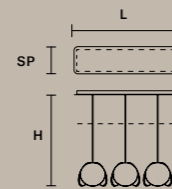


## TIMEO C3 LN 75

L 75 cm / 29.52"  
SP 20 cm / 7.87"  
H MAX 140 cm / 55.11"

### INTEGRATED LED LIGHTING

LED 12 W CRI>90  
3000 K - 1350 NOMINAL LM  
DIMM 1-10V + PUSH

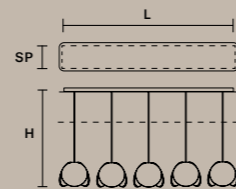


## TIMEO C5 LN 125

L 125 cm / 49.21"  
SP 20 cm / 7.87"  
H MAX 140 cm / 55.11"

### INTEGRATED LED LIGHTING

LED 20 W CRI>90  
3000 K - 2300 NOMINAL LM  
DIMM 1-10V + DALI + PUSH

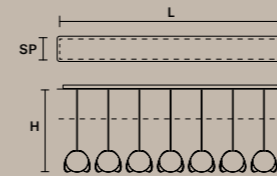


## TIMEO C7 LN 175

L 175 cm / 68.89"  
SP 20 cm / 7.87"  
H MAX 140 cm / 55.11"

### INTEGRATED LED LIGHTING

LED 28 W CRI>90  
3000 K - 3150 NOMINAL LM  
DIMM 1-10V + DALI + PUSH

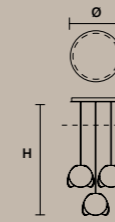


## TIMEO C3 RD 40

Ø 40 cm / 15.74"  
H MAX 140 cm / 55.11"

### INTEGRATED LED LIGHTING

LED 12 W CRI>90  
3000 K - 1350 NOMINAL LM  
DIMM 1-10V + PUSH

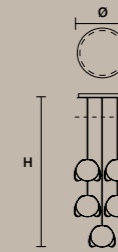


## TIMEO C5 RD 60

Ø 60 cm / 23.62"  
H MAX 140 cm / 55.11"

### INTEGRATED LED LIGHTING

LED 20 W CRI>90  
3000 K - 2300 NOMINAL LM  
DIMM 1-10V + DALI + PUSH

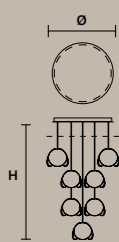


## TIMEO C7 RD 80

Ø 80 cm / 31.49"  
H MAX 140 cm / 55.11"

### INTEGRATED LED LIGHTING

LED 28 W CRI>90  
3000 K - 3150 NOMINAL LM  
DIMM 1-10V + DALI + PUSH



For the US market, refer to  
the relevant price list.

# Cupole

IT Cupole è un omaggio allo skyline di Venezia, un modo per lasciarsi ispirare ogni giorno dalla sua bellezza. Passeggiare per le calli veneziane è un'esperienza unica al mondo. Le cupole delle chiese disegnano curve romantiche nel cielo e Cupole ci tiene legati a quel ricordo indelebile.

EN Cupole is a tribute to the skyline of Venice, a way to draw inspiration from its beauty every day. Wandering through the alleyways of Venice is a unique experience. Cupole is an indelible reminder of the memory of church domes tracing romantic curves in the sky.

DESIGN BY  
MARCO ZITO

SUSPENSION  
APPLIQUE  
TABLE LAMP  
FLOOR LAMP

CUPOLE S1 80





CUPOLE A




CUPOLE S1 30 COMPOSITION











# Cupole

Struttura in metallo verniciato  
Illuminazione a LED.

Painted metal frame.  
LED lighting.

Gestell aus lackiertem Metall.  
LED-Beleuchtung.


Estructura de metal pintado.  
Iluminación LED.

Structure en métal peint.  
LED éclairage.

Структура из окрашенного  
металла. Светодиодное  
освещение.

这种灯具的结构是涂漆的金属。LED  
照明。

هيكل معدني مطلي.  
إضاءة ليد.




v91 Nero goffrato  
Embossed black



v73 Grigio Seta  
Silk Grey



v74 Grigio scuro goffrato  
Embossed dark grey



v98 Bianco goffrato  
Embossed White



v54 Blu Zaffiro  
Sapphire Blue



v33 Rosso Vinaccia  
Burgundy



v99 Oro opaco verniciato\*  
Painted matt gold



v34 Rosa antico  
Antique pink

\*ONLY FOR INTERNAL SIDE

## CUPOLE S1 30

∅ 30 cm / 11.81"  
H 27 cm / 10.6"

### INTEGRATED LED LIGHTING

DOWN 6 W CRI>90  
3000 K – 850 NOMINAL LM  
DIMM 1-10V + PUSH



## CUPOLE S1 50

∅ 50 cm / 19.68"  
H 41 cm / 16.14"

### INTEGRATED LED LIGHTING

DOWN 18 W CRI>90  
3000 K – 2752 NOMINAL LM  
DIMM 1-10V + PUSH

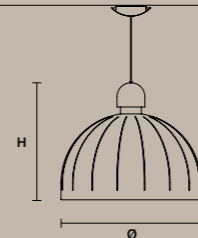


## CUPOLE S1 80

∅ 80 cm / 31.49"  
H 68 cm / 26.77"

### INTEGRATED LED LIGHTING

DOWN 21 W CRI>90  
3000 K – 3080 NOMINAL LM  
DIMM 1-10V + PUSH

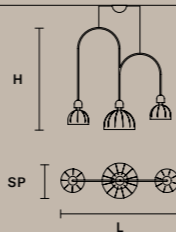


## CUPOLE BIL 3

L 100 cm / 39.37"  
SP 30 cm / 11.81"  
H 100 cm / 39.37"

### INTEGRATED LED LIGHTING

DOWN 18 W CRI>90  
3000 K – 2550 NOMINAL LM  
DIMM 1-10V + PUSH

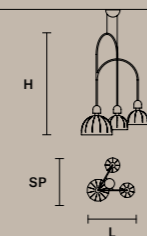


## CUPOLE ANG 3

L 60 cm / 23.62"  
SP 65 cm / 25.59"  
H 100 cm / 39.37"

### INTEGRATED LED LIGHTING

DOWN 18 W CRI>90  
3000 K – 2550 NOMINAL LM  
DIMM 1-10V + PUSH

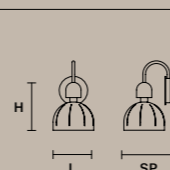


## CUPOLE A

L 20 cm / 7.87"  
SP 23 cm / 9.05"  
H 34 cm / 13.38"

### INTEGRATED LED LIGHTING

DOWN 6 W CRI>90  
3000 K – 850 NOMINAL LM  
DIMM 1-10V + PUSH

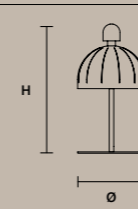


## CUPOLE TL

∅ 30 cm / 11.81"  
H 57 cm / 22.44"

### INTEGRATED LED LIGHTING

DOWN 6 W CRI>90  
3000 K – 850 NOMINAL LM  
DIMM OWN BUTTON



## CUPOLE STL

∅ 30 cm / 11.81"  
H 160 cm / 62.99"

### INTEGRATED LED LIGHTING

DOWN 6 W CRI>90  
3000 K – 850 NOMINAL LM  
DIMM OWN BUTTON



For the US market, refer to  
the relevant price list.

# Papilio

IT Questa collezione prende ispirazione da una specie rara di farfalle, il Papilio Machaon Linnaeus che, alzandosi in volo, spiega le ali creando una danza nell'aria mostrando la sua bellezza. Nato nel 2019... da allora, non ha mai smesso di sbattere le ali.

EN This collection is inspired by the swallowtail (Papilio Machaon Linnaeus), a rare species of butterfly that spreads its wings in flight, creating a dance in the air and showing off its beauty. It was born in 2019... and since then, has never stopped fluttering its wings.

DESIGN BY  
ARMANDO BRUNO E  
ALBERTO TORRES

SUSPENSION  
APPLIQUE  
TABLE LAMP  
FLOOR LAMP

PAPILIO S3 P












PAPILO A1 P



PAPILO S3+3





PAPILIO STL 1  
PAPILIO TL 1



PAPILIO TL 1



# Papilio

Struttura in metallo verniciato, diffusore in vetro triplex di Murano bianco.

Painted metal frame, white Murano triplex glass diffuser.

Gestell aus lackiertem Metall, Diffusor aus weissem Triplexglas.


Estructura de metal pintado, Difusor de vidrio triplex de Murano blanco.

Structure en métal peint. Diffuseur en verre triplex blanc de Murano.

Структура из окрашенного металла, рассеиватель света из муранского стекла триплекс белого цвета.

这种灯具的结构是涂漆的金属，光扩散是白色Murano三层玻璃做的。

هيكل معدني مطلي،  
ناشر ضوء من زجاج ثلاثي  
مورانو أبيض.



v91 Nero goffato  
Embossed black



v33 Rosso Vinaccia  
Burgundy



v98 Bianco goffato  
Embossed White



v34 Rosa antico  
Antique pink



v64 Verde Bosco  
Forest green



Vetro triplex di Murano  
Triplex Murano glass

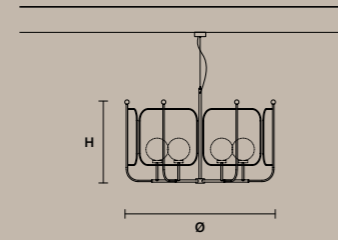
## PAPILIO S6

∅ 135 cm / 53.14"  
H 86 cm / 33.85"

### STANDARD LIGHTING

6×E14×10 W MAX (NOT INCL.)

USA 6×E12×40 W MAX (NOT INCL.)



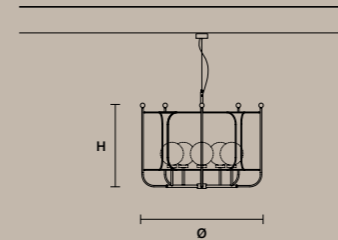
## PAPILIO S5

∅ 107 cm / 42.12"  
H 86 cm / 33.85"

### STANDARD LIGHTING

5×E14×10 W MAX (NOT INCL.)

USA 5×E12×40 W MAX (NOT INCL.)



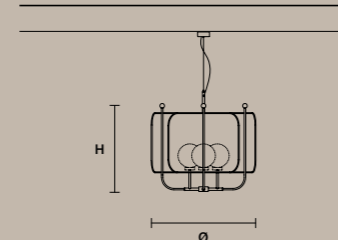
## PAPILIO S3 G

∅ 88 cm / 34.64"  
H 86 cm / 33.85"

### STANDARD LIGHTING

3×E14×10 W MAX (NOT INCL.)

USA 3×E12×40 W MAX (NOT INCL.)



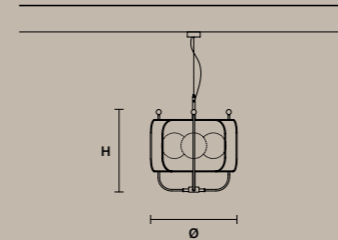
## PAPILIO S3 P

∅ 68 cm / 26.77"  
H 76 cm / 29.92"

### STANDARD LIGHTING

3×E14×10 W MAX (NOT INCL.)

USA 3×E12×40 W MAX (NOT INCL.)



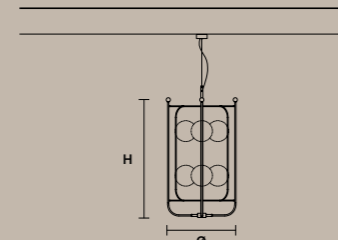
## PAPILIO S3+3

∅ 67 cm / 26.37"  
H 126 cm / 49.60"

### STANDARD LIGHTING

6×E14×10 W MAX (NOT INCL.)

USA 6×E12×40 W MAX (NOT INCL.)



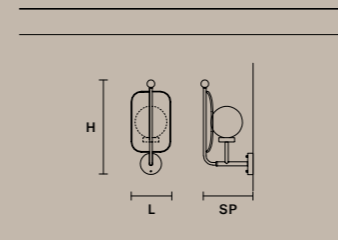
## PAPILIO A1 P

L 20 cm / 7.87"  
SP 27 cm / 10.62"  
H 48 cm / 18.89"

### STANDARD LIGHTING

1×E14×10 W MAX (NOT INCL.)

USA 1×E12×40 W MAX (NOT INCL.)



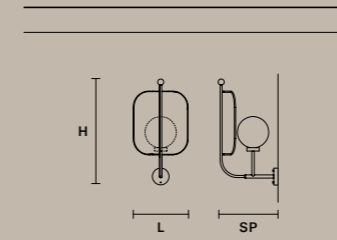
## PAPILIO A1 G

L 35 cm / 13.77"  
SP 39 cm / 15.35"  
H 68 cm / 26.77"

### STANDARD LIGHTING

1×E14×10 W MAX (NOT INCL.)

USA 1×E12×40 W MAX (NOT INCL.)



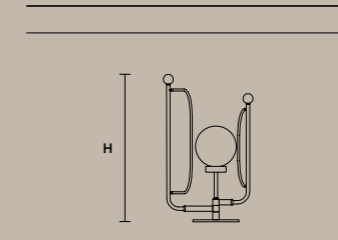
## PAPILIO TL1

∅ 35 cm / 13.77"  
H 58 cm / 22.83"

### STANDARD LIGHTING

1×E14×10 W MAX (NOT INCL.)

USA 1×E12×7 W MAX (NOT INCL.)



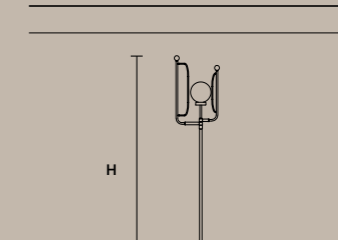
## PAPILIO STL1

∅ 35 cm / 13.77"  
H 177 cm / 69.68"

### STANDARD LIGHTING

1×E14×10 W MAX (NOT INCL.)

USA 1×E12×7 W MAX (NOT INCL.)



For the US market, refer to the relevant price list.

\* ETL only for US market.

# Libe

IT Un disegno perfetto, dove le forme geometriche semplici e lineari si concretizzano in un oggetto. Come magia un tratto di matita diventa realtà per mezzo di sapienti mani e pregiati materiali, come il legno, l'ottone e le losanghe di cristallo.

EN A perfect design, where simple, linear geometric shapes take concrete form in an object. As if by magic, a pencil stroke becomes reality, thanks to skilful hands and precious materials such as wood, brass and crystal lozenges.

LIBE COMBO 140



DESIGN BY  
GIAMPAOLO RAMPOLLA  
E ANDREA LIGUORI

SUSPENSION  
APPLIQUE  
TABLE LAMP

LIBE ROUND TL 40



LIBE A55




LIBE S160



LIBE ELLIPSE S120





# Libe

Struttura in metallo o in legno con diffusore in losanghe di cristallo opaco. Illuminazione a LED.

Metal or wood frame with diffuser in opaque crystal lozenges. LED lighting.

Gestell aus Metall oder Holz mit Diffusor aus matten Kristallrauten. LED-Beleuchtung.

Estructura de metal o de madera con difusor en pastillas de cristal opaco. Iluminación LED.

Structure en métal ou en bois avec diffuseur en losanges de cristal opaque. Éclairage à LED.

Металлический или деревянный каркас с рассеивателем в виде ромбов из матового хрустала. Светодиодное освещение.

这种 灯具具有金属或木制的结构, 然而光扩散是不透明的水晶们。LED照明。

هيكل من المعدن أو الخشب مع ناشر ضوء في هيئة معين من الكريستال غير اللامع. إضاءة ليد.



w01 Rovere

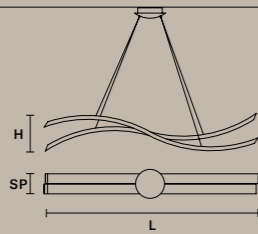


w03 Wengé

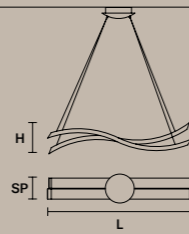


g14 Ottone brunito  
Burnished brass

LIBE S160	
L	160 cm / 62.99"
SP	16 cm / 6.29"
H	30 cm / 11.81"
INTEGRATED LED LIGHTING	
	104 W CRI>90 3000 K – 9770 NOMINAL LM
DIMM	1-10V



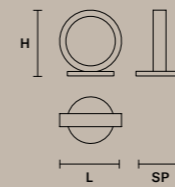
LIBE S100	
L	100 cm / 39.37"
SP	16 cm / 6.29"
H	20 cm / 7.87"
INTEGRATED LED LIGHTING	
	63 W CRI>90 3000 K – 5922 NOMINAL LM
DIMM	0-10V



LIBE ROUND S140	
ø	140 cm / 55.11"
H	8,5 cm / 3.34"
INTEGRATED LED LIGHTING	
	144 W CRI>90 3000 K – 13536 NOMINAL LM
DIMM	1-10V



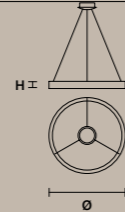
LIBE ROUND TL40	
L	40 cm / 15.74"
SP	30 cm / 11.81"
H	43 cm / 16.93"
INTEGRATED LED LIGHTING	
	36,5 W CRI>90 3000 K – 3431 NOMINAL LM
DIMM	OWN BUTTON



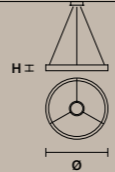
LIBE ROUND S115	
ø	115 cm / 45.27"
H	8,5 cm / 3.34"
INTEGRATED LED LIGHTING	
	116 W CRI>90 3000 K – 10904 NOMINAL LM
DIMM	1-10V



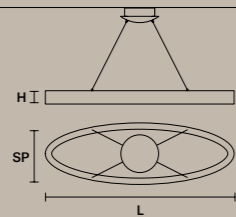
LIBE ROUND S90	
ø	90 cm / 35.43"
H	8,5 cm / 3.34"
INTEGRATED LED LIGHTING	
	90 W CRI>90 3000 K – 8460 NOMINAL LM
DIMM	0-10V



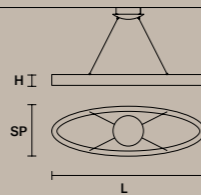
LIBE ROUND S60	
ø	60 cm / 23.62"
H	8,5 cm / 3.34"
INTEGRATED LED LIGHTING	
	59 W CRI>90 3000 K – 5546 NOMINAL LM
DIMM	0-10V



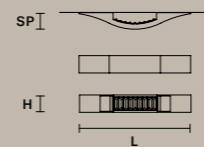
LIBE ELLIPSE S120	
L	120 cm / 47.24"
SP	40 cm / 15.74"
H	8,5 cm / 3.34"
INTEGRATED LED LIGHTING	
	86,5 W CRI>90 3000 K – 8131 NOMINAL LM
DIMM	0-10V



LIBE ELLIPSE S90	
L	90 cm / 35.43"
SP	30 cm / 11.81"
H	8,5 cm / 3.34"
INTEGRATED LED LIGHTING	
	62,5 W CRI>90 3000 K – 5875 NOMINAL LM
DIMM	0-10V



LIBE A55	
L	55 cm / 21.65"
SP	8 cm / 3.14"
H	8,5 cm / 3.34"
INTEGRATED LED LIGHTING	
	7 W CRI>90 3000 K – 658 NOMINAL LM
DIMM	NO



For the US market, refer to the relevant price list.



# Palm

IT La applique Palm è un sistema modulare da parete che ricorda il movimento leggiadro delle foglie. Perfette per la decorazione murale grazie alla loro componibilità, Palm trae ispirazione dalla natura. Un progetto pensato per essere composto come un puzzle grazie alle forme che si incastrano.


EN The Palm applique is a modular wall system reminiscent of the graceful movement of leaves. Inspired by nature, Palm's modularity makes it perfect as a wall decoration. Made up of interlocking shapes, the project is conceived to be composed like a jigsaw puzzle.

DESIGN BY  
LETIZIA MAMMINI  
E VALERIA CANDIDO


APPLIQUE

PALM A21  
COMPOSITION






PALM A40  
COMPOSITION









PALM F01

PALM F02

PALM F03

PALM L02

PALM L03

PALM W04

PALM W05

PALM W06

PALM W07

PALM G14

PALM A40 COMPOSITION



# Palm

Struttura in metallo verniciato, rivestimento in diverse finiture. Illuminazione a LED.

Painted metal frame, different finishes cover. LED lighting.

Struktur aus lackiertem Metall, in verschiedenen Ausführungen erhältlich. LED-Leuchtsystem.

Estructura de metal pintado, revestimiento en diferentes acabados. Iluminación LED.

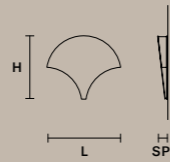
Structure en metal verni, différentes finitions disponibles, éclairage LED.

Окрашенный металлический каркас, подвесы с различной отделкой, светодиодное освещение.

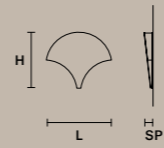
这种灯具的结构是涂漆的金属，而且在框架上可能选择不同的材料类型。LED照明。

هيكل معدني مطلي،  
مغطى بلمسات نهائية متنوعة.  
إضاءة ليد.

PALM A40	
L	40 cm / 15.75"
SP	5 cm / 1.97"
H	34 cm / 13.39"
INTEGRATED LED LIGHTING	
LED	11 W CRI>95 3000 K - 1390 NOMINAL LM
DIMM	NO



PALM A21	
L	21 cm / 8.26"
SP	4 cm / 1.57"
H	18 cm / 7.08"
INTEGRATED LED LIGHTING	
LED	5 W CRI>95 3000 K - 772 NOMINAL LM
DIMM	NO



f01 Foglia oro  
Gold leaf



f02 Foglia argento  
Silver leaf



f03 Foglia rame  
Copper leaf



G14 Ottone brunito  
Burnished brass



L03 Pelle 3  
Leather 3



w04 Pale oak



w05 Walnut




w06 Grey ayous



w07 Black&Silver



L02 Pelle 2  
Leather

 For the US market, refer to the relevant price list.

# Darshan

DARSHAN 6

IT L'eleganza è un'arte di vivere ed è qualcosa di assolutamente misterioso nella sua composizione finale. Bisognerebbe essere sempre psicologicamente in smoking e Darshan lo è. Come un perfetto gentiluomo, Darshan è sapientemente vestito, nel pieno rispetto delle proporzioni, con un'eleganza silenziosa.

EN Elegance is an art of living and its final composition is an absolute mystery. You should always be wearing an imaginary dinner jacket... and that's exactly what Darshan does. Like a perfect gentleman, Darshan is skilfully dressed with quiet elegance and in full respect of proportions.

DESIGN BY  
MASIERO LAB

SUSPENSION  
APPLIQUE  
TABLE LAMP  
FLOOR LAMP







DARSHAN TL1



DARSHAN 8+4

DARSHAN 8+4




DARSHAN A2 G

DARSHAN TL1



DARSHAN 8+4





DARSHAN A2 P



DARSHAN STL 1

# Darshan

Struttura in metallo e legno ricoperto in ecopelle.

Eco-leather covered metal and wood frame.

Gestell aus Metall und Holz, das mit Kunstleder bezogen ist.

Estructura de metal y madera recubierta de piel sintética.

Structure en métal et bois revêtu de cuir écologique.

КАРКАС ИЗ МЕТАЛЛА И ДЕРЕВА, ПОКРЫТЫЙ ЭКОКОЖЕЙ.

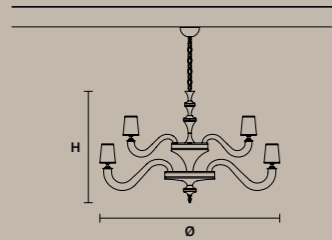
这种灯具具有一个金属和木头的结构。这个结构被人造革覆盖的。

هيكل من المعدن والخشب مغطى بجلد صناعي متوافق بيئيًا.

## DARSHAN 12+6

ø 150 cm / 59.06"  
H 90 cm / 35.43"

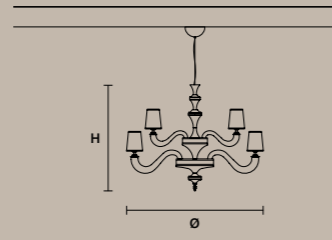
STANDARD LIGHTING  
18×E14×10 W MAX (NOT INCL.)  
USA 18×E12×40 W MAX (NOT INCL.)



## DARSHAN 8+4

ø 110 cm / 43.31"  
H 75 cm / 29.53"

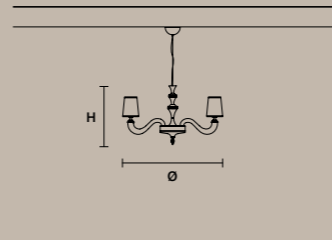
STANDARD LIGHTING  
12×E14×10 W MAX (NOT INCL.)  
USA 12×E12×40 W MAX (NOT INCL.)



## DARSHAN 6

ø 80 cm / 31.50"  
H 47 cm / 18.50"

STANDARD LIGHTING  
6×E14×10 W MAX (NOT INCL.)  
USA 6×E12×40 W MAX (NOT INCL.)



## DARSHAN A1

L 16 cm / 6.29"  
SP 9 cm / 3.54"  
H 13 cm / 5.11"

STANDARD LIGHTING  
1×E14×10 W MAX (NOT INCL.)  
USA 1×E12×40 W MAX (NOT INCL.)

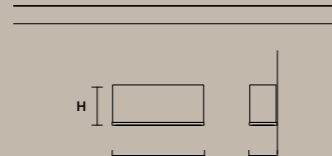


G14 Ottone brunito+Ecopelle 1  
L01 Burnished brass+Eco Leather 1

## DARSHAN A2 P

L 30 cm / 11.81"  
SP 9 cm / 3.54"  
H 13 cm / 5.11"

STANDARD LIGHTING  
2×E14×10 W MAX (NOT INCL.)  
USA 2×E12×40 W MAX (NOT INCL.)

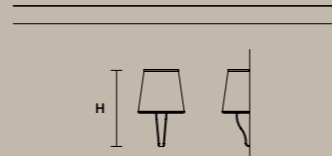


G14 Ottone brunito+Ecopelle 5  
L05 Burnished brass+Eco Leather 5

## DARSHAN A2 G

L 25 cm / 9.84"  
SP 14 cm / 5.51"  
H 40 cm / 15.74"

STANDARD LIGHTING  
2×E14×10 W MAX (NOT INCL.)  
USA 2×E12×40 W MAX (NOT INCL.)

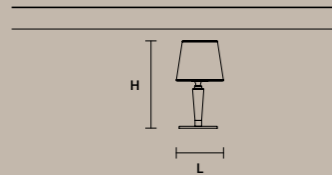


G04 Cromo lucido+Ecopelle 4  
L04 Shiny Chrome+Eco Leather 4

## DARSHAN TL1

L 25 cm / 9.84"  
H 48 cm / 18.89"

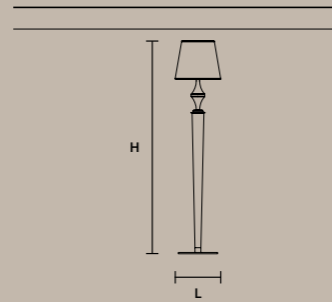
STANDARD LIGHTING  
1×E27×20 W MAX (NOT INCL.)  
USA 1×E26×60 W MAX (NOT INCL.)



## DARSHAN STL1

L 34 cm / 13.38"  
SP 34 cm / 13.38"  
H 163 cm / 64.17"

STANDARD LIGHTING  
1×E27×20 W MAX (NOT INCL.)  
USA 1×E26×60 W MAX (NOT INCL.)



For the US market, refer to the relevant price list.

# Cristalis

CRISTALIS 8

IT Potrebbero essere necessarie solo poche righe per disegnare un'anima. Un braccialetto di perle trasparenti, adagiate su sinuose curve dorate. Cristalis è un gioiello elegante e raffinato senza tempo, che adorna con delicatezza e discrezione.


EN Maybe you can depict a soul with just a few lines. A bracelet of transparent beads set on sinuous golden curves, Cristalis is a timeless, elegant and refined jewel that adorns with delicacy and discretion.

DESIGN BY  
MASIERO LAB

SUSPENSION  
CEILING  
APPLIQUE  
TABLE LAMP











CRISTALIS A2

# Cristalis

Struttura in metallo con bracci decorati da sfere in cristallo. Paralumi in tessuto satin.

Metal frame with arms decorated with crystal spheres. Satin fabric lampshades.

Gestell aus Metall mit Armen, die mit Kristallkugeln verziert sind. Schirme aus Satin.

Estructura de metal con brazos decorados de bolas de cristal. Pantalla de satén de tela."

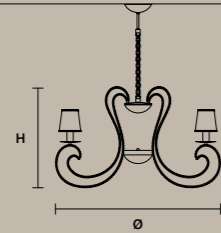
Structure en métal avec bras décorés de sphères en cristal. Abat-jours en satin.

Металлический каркас, рожки украшены хрустальными шарами. Абажуры из сатина.

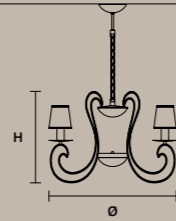
这种灯具有金属结构, 而且在灯具臂们上被球状的水晶们覆盖的。灯罩们是缎纹织物做的。

هيكل معدني  
مع أذرع مزخرفة  
بكرات بلورية.  
عاكس ضوء (غطاء مصباح) من  
نسيج أطلس.

CRISTALIS 12		CE	ETL*
ø	115 cm / 45.28"		
H	70 cm / 27.56"		
<b>STANDARD LIGHTING</b>			
	12×E14×10 W MAX (NOT INCL.)*		
USA	12×E12×40 W MAX (NOT INCL.)*		
* CANDLE SHAPE NECESSARY FOR LAMPSHADES.			



CRISTALIS 8		CE	ETL*
ø	85 cm / 33.46"		
H	60 cm / 23.62"		
<b>STANDARD LIGHTING</b>			
	8×E14×10 W MAX (NOT INCL.)*		
USA	8×E12×40 W MAX (NOT INCL.)*		
* CANDLE SHAPE NECESSARY FOR LAMPSHADES.			



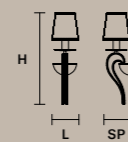
CRISTALIS PL24		CE
ø	110 cm / 43.31"	
H	50 cm / 19.69"	
<b>STANDARD LIGHTING</b>		
	24×G9×10 W max (not incl.)	



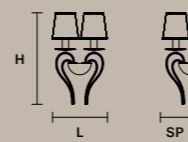
CRISTALIS PL12		CE
ø	85 cm / 33.46"	
H	40 cm / 15.75"	
<b>STANDARD LIGHTING</b>		
	12×G9×10 W MAX (NOT INCL.)	



CRISTALIS A1		CE	ETL*
L	14 cm / 5.51"		
SP	15 cm / 5.99"		
H	45 cm / 17.72"		
<b>STANDARD LIGHTING</b>			
	1×E14×10 W MAX (NOT INCL.)*		
USA	1×E12×40 W MAX (NOT INCL.)*		
* CANDLE SHAPE NECESSARY FOR LAMPSHADES.			

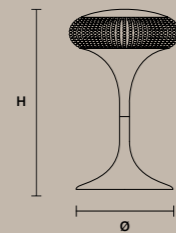


CRISTALIS A2		CE	ETL*
L	30 cm / 11.81"		
SP	15 cm / 5.91"		
H	45 cm / 17.72"		
<b>STANDARD LIGHTING</b>			
	2×E14×10 W MAX (NOT INCL.)*		
USA	2×E12×40 W MAX (NOT INCL.)*		
* CANDLE SHAPE NECESSARY FOR LAMPSHADES.			

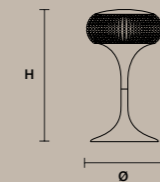


G18 Ottone spazzolato  
Brushed brass

CRISTALIS TL1 G		CE	ETL*
ø	25 cm / 9.84"		
H	42 cm / 16.53"		
<b>STANDARD LIGHTING</b>			
	1×E14×10 W MAX (NOT INCL.)		
USA	1×E12×40 W MAX (NOT INCL.)		



CRISTALIS TL1 P		CE	ETL*
ø	17 cm / 14.17"		
H	30 cm / 6.69"		
<b>STANDARD LIGHTING</b>			
	1×E14×10 W MAX (NOT INCL.)		
USA	1×E12×40 W MAX (NOT INCL.)		



For the US market, refer to the relevant price list.

\* ETL only for US market.

# Skyline

IT Niente contraddistingue New York più del suo famoso Skyline: il profilo dei grattacieli di Manhattan è la rappresentazione iconografica più calzante di una metropoli unica al mondo. Skyline è la collezione di Masiero che rende omaggio a questo simbolo di modernità e design.

EN Nothing distinguishes New York City more than its famous skyline. The outline of Manhattan's skyscrapers is the most fitting iconographic representation of a metropolis unique in the world. The Masiero Skyline collection pays homage to this symbol of modernity and design.

SKYLINE S12

DESIGN BY  
MASIERO LAB

SUSPENSION  
APPLIQUE





SKYLINE A4



SKYLINE A2

# Skyline

Struttura in metallo con pendagli in cristallo.

Painted metal frame with crystal pendants.

Gestell aus Metall mit Behang aus Kristall.

Estructura de metal con conglantes en cristal.

Structure en métal avec pampilles en cristal.

Металлический каркас с подвесками из хрусталя.

这种灯具具有金属结构，而且它有水晶吊坠们。

هيكل معدني مع دلايات من الكريستال.

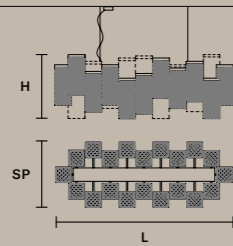
## SKYLINE S20

L	133 cm / 52.36"
SP	50 cm / 19.68"
H	48 cm / 18.89"

### STANDARD LIGHTING

20×E14×10 W MAX (NOT INCL.)

USA 20×E12×40 W MAX (NOT INCL.)



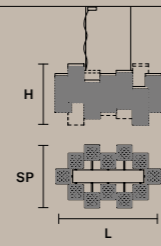
## SKYLINE S12

L	83 cm / 32.67"
SP	50 cm / 19.68"
H	48 cm / 18.89"

### STANDARD LIGHTING

12×E14×10 W MAX (NOT INCL.)

USA 12×E12×40 W MAX (NOT INCL.)



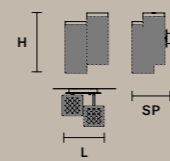
## SKYLINE A2

L	25 cm / 9.84"
SP	23 cm / 9.05"
H	35 cm / 13.77"

### STANDARD LIGHTING

2×E14×10 W MAX (NOT INCL.)

USA 2×E12×40 W MAX (NOT INCL.)



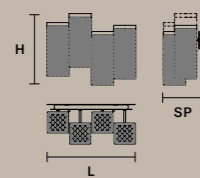
## SKYLINE A4

L	50 cm / 19.68"
SP	23 cm / 9.05"
H	40 cm / 15.74"

### STANDARD LIGHTING

4×E14×10 W MAX (NOT INCL.)

USA 4×E12×40 W MAX (NOT INCL.)



G14 Ottone brunito  
Burnished brass



Pendagli in cristallo  
Golden Fumé  
Golden Smoky  
crystal pendants

For the US market, refer to the relevant price list.

# Dame

IT Dame unisce la semplicità delle forme ad un'elevata cura dei dettagli. Ispirata alla Belle Époque, periodo durante il quale femminilità e fiori erano i simboli per eccellenza, Dame illumina con elegante delicatezza. Una cupola adornata da rose in ceramica impreziosisce l'ambiente come una delicata collana al collo di una donna.

EN Dame combines simplicity of form with meticulous attention to detail. Inspired by the Belle Époque when femininity and flowers were the symbols par excellence, Dame illuminates with elegant delicacy. A dome decorated with ceramic roses adorns the room like a delicate necklace around a woman's neck.

DESIGN BY  
MASIERO LAB

SUSPENSION  
APPLIQUE

DAME S18  
COMPOSITION









DAME C3 LN 75



DAME A2

# Dame

Struttura in alluminio con decori in resina. Diffusore con ottagononi e fiori di cristallo molato (cut crystal). Illuminazione a LED.

Aluminum frame with resin's ornaments. Diffusor with octagons and cut crystal flowers. LED lighting system.

Aluminiumstruktur mit Resin-Verzierungen. Diffusor mit Oktogonen und Kristallblumen (Cut Crystal). LED Beleuchtung.

Estructura de aluminio con decoraciones de resina. Difusor con octagones y flores de cristal molado (cut crystal). Iluminación LED."

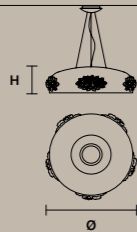
Structure en aluminium avec décorations en résine. Diffuseur avec octogones et fleurs en cristal (Cut Crystal). Éclairage LED.

Алюминиевая структура с украшениями из смолы. Рассеиватель состоит из металлической сети с восьмиугольными хрусталиками и кристалльными цветами. Светодиодное освещение.

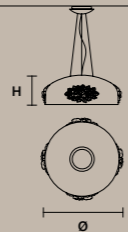
这种灯具有铝结构，树脂装饰。光扩散在灯具里面的部分是花形水晶们做的。LED照明。

هيكل من الألمنيوم مع زخارف من الراتنج. ناشر ضوء مع مثمّنات وزهور من الكريستال المصقول (قطع بلوري). إضاءة ليد.

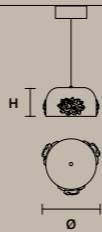
DAME S80		CE	UL
ø	80 cm / 31.49"		
H	26 cm / 10.23"		
<b>INTEGRATED LED LIGHTING</b>			
	25,3 W CRI>90 3000 K – 3496 NOMINAL LM		
<b>DIMM 1-10V + PUSH</b>			



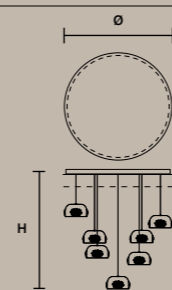
DAME S65		CE	UL
ø	65 cm / 25.59"		
H	26 cm / 10.23"		
<b>INTEGRATED LED LIGHTING</b>			
	13 W CRI>90 3000 K – 1840 NOMINAL LM		
<b>DIMM 1-10V + PUSH</b>			



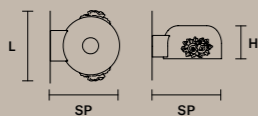
DAME S18		CE	UL
ø	18 cm / 7.08"		
H	9.5 cm / 3.74"		
<b>INTEGRATED LED LIGHTING</b>			
	4 W CRI>90 3000 K – 590 NOMINAL LM		
<b>DIMM 1-10V + PUSH</b>			



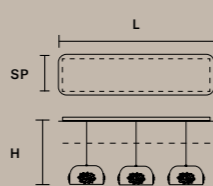
DAME C7 RD 80		CE	UL
ø	80 cm / 31.49"		
H MAX	130 cm / 51.18"		
<b>INTEGRATED LED LIGHTING</b>			
	23,1 W CRI>90 3000 K – 3430 NOMINAL LM		
<b>DIMM 1-10V + DALI + PUSH</b>			



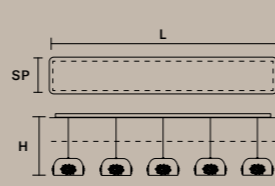
DAME A2		CE	UL
L	20 cm / 7.87"		
SP	18 cm / 7.08"		
H	9.5 cm / 3.74"		
<b>INTEGRATED LED LIGHTING</b>			
UP	3 W CRI>90 3000 K – 425 NOMINAL LM		
DOWN	3 W CRI>90 3000 K – 425 NOMINAL LM		
<b>DIMM 1-10V + PUSH</b>			



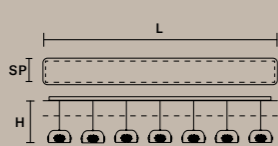
DAME C3 LN 75		CE	UL
L	75 cm / 29.52"		
SP	20 cm / 7.87"		
H MAX	130 cm / 51.18"		
<b>INTEGRATED LED LIGHTING</b>			
	12 W CRI>90 3000 K – 1770 NOMINAL LM		
<b>DIMM 1-10V + PUSH</b>			



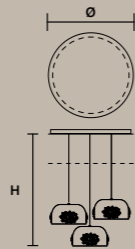
DAME C5 LN 125		CE	UL
L	125 cm / 49.21"		
SP	20 cm / 7.87"		
H MAX	130 cm / 51.18"		
<b>INTEGRATED LED LIGHTING</b>			
	20 W CRI>90 3000 K – 2950 NOMINAL LM		
<b>DIMM 1-10V + DALI + PUSH</b>			




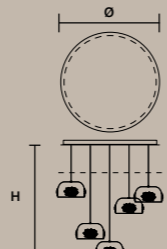
DAME C7 LN 175		CE	UL
L	175 cm / 68.89"		
SP	20 cm / 7.87"		
H MAX	130 cm / 51.18"		
<b>INTEGRATED LED LIGHTING</b>			
	23,1 W CRI>90 3000 K – 3430 NOMINAL LM		
<b>DIMM 1-10V + DALI + PUSH</b>			



DAME C3 RD 40		CE	UL
ø	40 cm / 15.74"		
H MAX	130 cm / 51.18"		
<b>INTEGRATED LED LIGHTING</b>			
	12 W CRI>90 3000 K – 1770 NOMINAL LM		
<b>DIMM 1-10V + PUSH</b>			



DAME C5 RD 60		CE	UL
ø	60 cm / 23.62"		
H MAX	130 cm / 51.18"		
<b>INTEGRATED LED LIGHTING</b>			
	20 W CRI>90 3000 K – 2950 NOMINAL LM		
<b>DIMM 1-10V + DALI + PUSH</b>			



v95 Bianco opaco  
Matt white



F01 Foglia oro  
Gold leaf



Cut Crystal

For the US market, refer to the relevant price list.

# Vollee

IT Hai mai sognato di partire senza una meta? Volare in luoghi sconosciuti, in qualche modo? Vollee è una collezione ispirata alla leggerezza e intangibilità della luce. Le vele di metallo aleggiano nella stanza come paracadute liberi nel cielo.

EN Have you ever dreamed of setting out without a destination? To somehow fly to unknown places? The Vollee collection is inspired by the lightness and intangibility of light. The metal sails hover in the room like free parachutes in the sky.

VOLLEE S1 P UP  
VOLLEE S1 P DOWN

DESIGN BY  
LORENZ + KAZ  
SUSPENSION





VOLLEE S1 P UP  
VOLLEE S1 P DOWN



VOLLEE C2G LN 75



VOLLEE C4 G



VOLLEE C5 P  
COMPOSITION





VOLLEE S1 G



# Vollee

Struttura in metallo verniciato.  
Illuminazione a LED.

Painted metal frame. LED Lighting.

Gestell aus lackiertem Metall.  
LED-Beleuchtung.

Estructura de metal Pintado.  
Iluminación LED.

Structure en métal peint. LED  
éclairage.

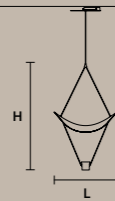
Структура из окрашенного  
металла. Светодиодное  
освещение.

这种灯具的结构是涂漆的金属。LED  
照明。

هيكل معدني مطلي.  
إضاءة LED.

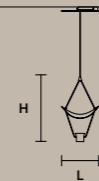
VOLLEE S1G		CE
L	52 cm / 20.47"	
SP	36 cm / 14.17"	
H	88 cm / 34.65"	
INTEGRATED LED LIGHTING		
	7,5 W CRI>90	
	3000 K – 915 NOMINAL LM	

DIMM NO



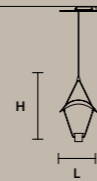
VOLLEE S1P DOWN		CE
L	25 cm / 9.84"	
SP	17,5 cm / 6.89"	
H	44 cm / 17.32"	
INTEGRATED LED LIGHTING		
	6,6 W CRI>90	
	3000 K – 825 NOMINAL LM	

DIMM NO



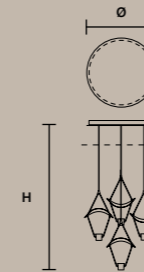
VOLLEE S1P UP		CE
L	25 cm / 9.84"	
SP	17,5 cm / 6.89"	
H	44 cm / 17.32"	
INTEGRATED LED LIGHTING		
	6,6 W CRI>90	
	3000 K – 825 NOMINAL LM	

DIMM NO



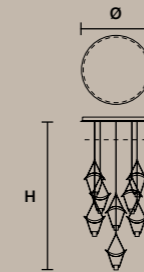
VOLLEE C4P RD 60		CE
ø	60 cm / 37.80"	
H	200 cm / 78.74"	
INTEGRATED LED LIGHTING		
	25,6 W CRI>90	
	3000 K – 3200 NOMINAL LM	

DIMM 1-10V + PUSH



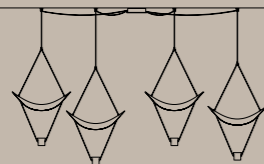
VOLLEE C8P RD 80		CE
ø	80 cm / 31.49"	
H	200 cm / 78.74"	
INTEGRATED LED LIGHTING		
	52,8 W CRI>90	
	3000 K – 6600 NOMINAL LM	

DIMM 1-10V + DALI + PUSH




VOLLEE C4 G		CE
INTEGRATED LED LIGHTING		
	25,6 W CRI>90	
	3000 K – 3200 NOMINAL LM	

DIMM 1-10V + PUSH



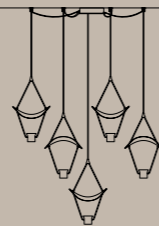
VOLLEE C2+2		CE
INTEGRATED LED LIGHTING		
	25,6 W CRI>90	
	3000 K – 3200 NOMINAL LM	

DIMM 1-10V + PUSH



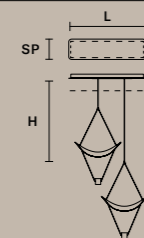
VOLLEE C5 P		CE
INTEGRATED LED LIGHTING		
	31 W CRI>90	
	3000 K – 3900 NOMINAL LM	

DIMM 1-10V + DALI + PUSH



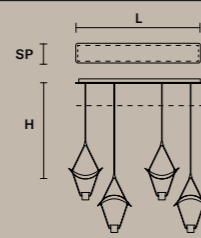
VOLLEE C2G LN 75		CE
L	75 cm / 29.52"	
SP	20 cm / 7.87"	
H MAX	240 cm / 94.48"	
INTEGRATED LED LIGHTING		
	12,8 W CRI>90	
	3000 K – 1600 NOMINAL LM	

DIMM 1-10V + PUSH




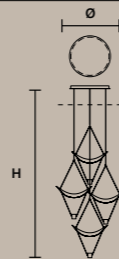
VOLLEE C4P LN 125		CE
L	125 cm / 49.21"	
SP	20 cm / 7.87"	
H MAX	200 cm / 78.74"	
INTEGRATED LED LIGHTING		
	25,6 W CRI>90	
	3000 K – 3200 NOMINAL LM	

DIMM 1-10V + PUSH



VOLLEE C4G RD 60		CE
ø	96 cm / 37.80"	
H	240 cm / 94.48"	
INTEGRATED LED LIGHTING		
	25,6 W CRI>90	
	3000 K – 3200 NOMINAL LM	

DIMM 1-10V + PUSH




v95 Bianco opaco  
Matt white



v55 Carta da zucchero  
Mid Blue



v24 Zucca  
Pumpkin



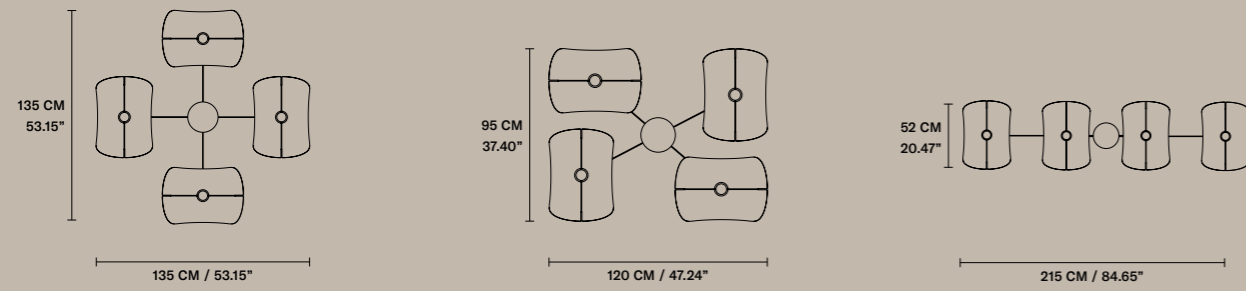
v90 Nero opaco  
Matt black



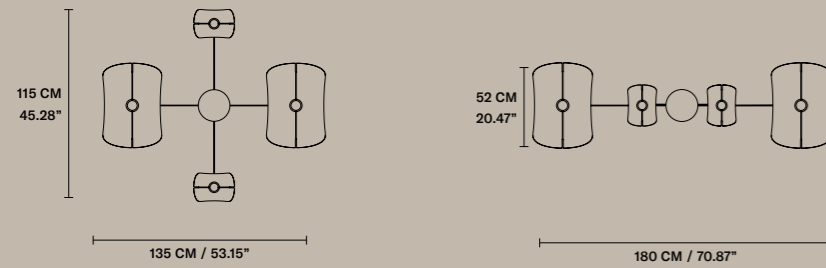
v99 Oro opaco verniciato  
Painted matt gold

For the US market, refer to  
the relevant price list.

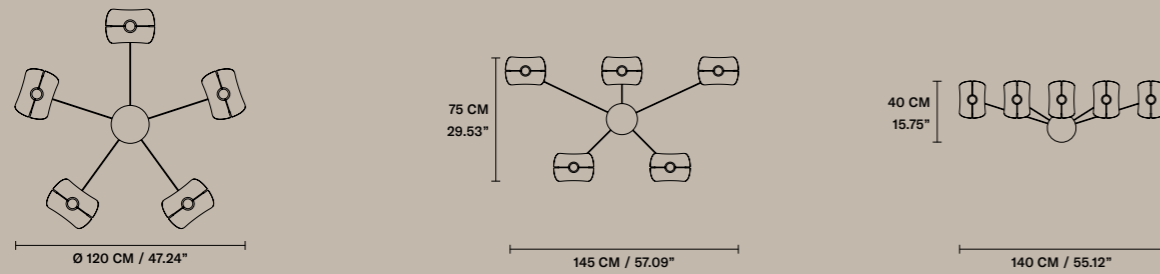
SUGGESTED CONFIGURATION FOR C4 G



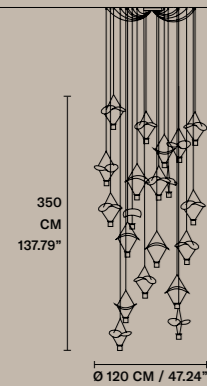
SUGGESTED CONFIGURATION FOR C 2+2



SUGGESTED CONFIGURATION FOR C5 P



SUGGESTED CONFIGURATION FOR C5 P X4



# Blink

BLINK S60

IT Potrebbe essere un battito di ciglia, ma la vera ispirazione di Blink è la vastità del creato. Blink è un occhio luminoso che osserva l'infinita bellezza delle stelle e per magia ne assorbe la luce e la riflette.

EN It might be the blink of an eye, but the true inspiration for Blink is the vastness of creation. Blink is a luminous eye observing the infinite beauty of the stars, absorbing and reflecting the light as if by magic.

DESIGN BY  
MASIERO LAB

SUSPENSION  
CEILING  
APPLIQUE





BLINK A1 G



BLINK PL90



BLINK A1 P

# Blink

Struttura in metallo verniciato e pendagli in cristallo. Illuminazione a LED.

Painted metal frame and crystal pendants. LED lighting.

Gestell aus lackiertem Metall und Kristallanhänger. LED-Beleuchtung.


“Estructura de metal pintado y colgantes de cristal. Iluminación LED.”

Structure en métal peint et pendentifs en cristal. LED éclairage.

Структура из окрашенного металла и хрустальные подвесы.

这种灯具的结构是涂漆的金属，而且结构也有透明的水晶吊坠。LED照明。

هيكل معدني مطلي ودلايات من الكريستال. إضاءة ليد.



v95 Bianco opaco  
Matt white



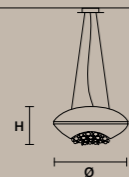
f01 Foglia oro  
Gold leaf

CUT CRYSTAL  
PREMIUM CRYSTAL



TR Trasparente  
Transparent

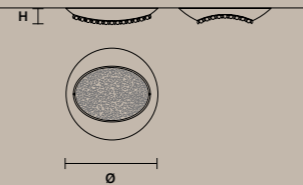
BLINK S42		CE	UL
ø	42 cm / 16.53"		
H	26 cm / 10.23"		
<b>INTEGRATED LED LIGHTING</b>			
DOWN	23,2 W CRI>90 3000 K – 3190 NOMINAL LM		
<b>DIMM 1-10V + DALI + PUSH</b>			



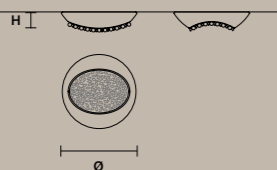
BLINK S60		CE	UL
ø	60 cm / 23.62"		
H	30 cm / 11.81"		
<b>INTEGRATED LED LIGHTING</b>			
DOWN	38 W CRI>90 3000 K – 5220 NOMINAL LM		
<b>DIMM 1-10V + DALI + PUSH</b>			



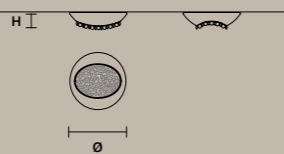
BLINK LED PL90		CE	UL
ø	90 cm / 35.43"		
H	15 cm / 5.90"		
<b>INTEGRATED LED LIGHTING</b>			
DOWN	50 W CRI>90 3000 K – 6960 NOMINAL LM		
<b>DIMM DALI + PUSH</b>			



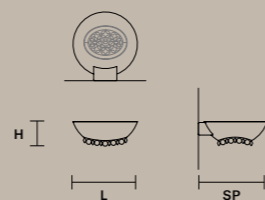
BLINK LED PL60		CE	UL
ø	60 cm / 23.62"		
H	14 cm / 5.51"		
<b>INTEGRATED LED LIGHTING</b>			
DOWN	38 W CRI>90 3000 K – 5220 NOMINAL LM		
<b>DIMM 1-10V + DALI + PUSH</b>			



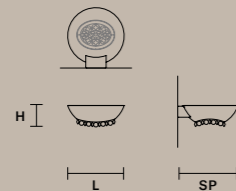
BLINK LED PL42		CE	UL
ø	42 cm / 16.53"		
H	12 cm / 4.72"		
<b>INTEGRATED LED LIGHTING</b>			
DOWN	23,2 W CRI>90 3000 K – 3190 NOMINAL LM		
<b>DIMM 1-10V + DALI + PUSH</b>			



BLINK LED A1 G		CE	UL
L	24 cm / 9.44"		
SP	26 cm / 10.23"		
H	8 cm / 3.14"		
<b>INTEGRATED LED LIGHTING</b>			
UP	4 W CRI>90 3000 K – 590 NOMINAL LM		
DOWN	4 W CRI>90 3000 K – 590 NOMINAL LM		
<b>DIMM 1-10V + PUSH</b>			




BLINK LED A1 P		CE	UL
L	18 cm / 7.08"		
SP	19 cm / 7.48"		
H	7 cm / 2.75"		
<b>INTEGRATED LED LIGHTING</b>			
UP	3 W CRI>90 3000 K – 425 NOMINAL LM		
DOWN	3 W CRI>90 3000 K – 425 NOMINAL LM		
<b>DIMM 1-10V + PUSH</b>			



UL For the US market, refer to the relevant price list.

# Technical info



# Finishings

## VERNICIATI OPACHI MATT PAINTED




v95 Bianco opaco  
Matt white




v24 Zucca  
Pumpkin



v51 Celeste  
Pale blue




v21 Sabbia  
Sand



v30 Rosso ossido  
Oxide red



v55 Carta da zucchero  
Mid Blue




v70 Cemento  
Concrete




v35 Rosso Jaipur  
Jaipur red




v50 Blu navy  
Navy Blue




v84 Chocolate




v83 Bronzo  
Bronze



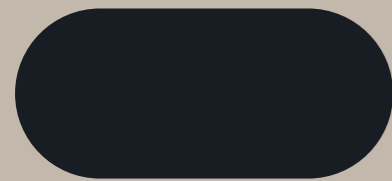
v60 Verde ottanio  
Ottanio green



v72 Grigio scuro  
Dark grey



v99 Oro opaco verniciato  
Painted matt gold



v90 Nero opaco  
Matt black




v86 Bronzo patinato  
Coated bronze

Verificare la disponibilità  
di ciascuna finitura  
per specifici articoli.

Availability of each  
finish to be confirmed  
for specific items.

## VERNICIATI GOFRATI EMBOSSED PAINTED



v98 Bianco gofrato  
Embossed white



v34 Rosa antico  
Antique pink



v54 Blu Zaffiro  
Sapphire Blue



v73 Grigio Seta  
Silk Grey




v33 Rosso Vinaccia  
Burgundy



v64 Verde Bosco  
Forest green



v74 Grigio scuro gofrato  
Embossed dark grey



v91 Nero gofrato  
Embossed Black

Verificare la disponibilità  
di ciascuna finitura  
per specifici articoli.

Availability of each  
finish to be confirmed  
for specific items.



# Finishings


## BAGNO GALVANICO GALVANIC BATH




G03 Oro lucido  
Shiny gold



G01 Brunito  
Burnished




G05 Oro opaco  
Matt gold



G04 Cromo lucido  
Shiny chrome



G12 Oro spazzolato  
Brushed gold



G06 Cromo opaco  
Matt chrome



G14 Ottone brunito  
Burnished brass



G07 Nickel spazzolato  
Brushed nickel



G18 Ottone spazzolato  
Brushed brass

## DECORAZIONE A FOGLIA LEAF DECORATION



F01 Foglia oro  
Gold leaf



F02 Foglia argento  
Silver leaf



F03 Foglia rame  
Copper leaf



F04 Foglia champagne  
Champagne leaf

Verificare la disponibilità  
di ciascuna finitura  
per specifici articoli.

Availability of each  
finish to be confirmed  
for specific items.


## FINITURE LEGNO WOOD FINISHING



W01 Rovere



W04 Pale oak




W05 Walnut



W06 Grey ayous




W07 Black&silver




W03 Wengé

## ECOPELLE ECO LEATHER



L04 Ecopelle 4  
Eco Leather 4



L05 Ecopelle 5  
Eco Leather 5



L02 Ecopelle 2  
Eco Leather 2



L03 Ecopelle 3  
Eco Leather 3



L01 Ecopelle 1  
Eco Leather 1

Verificare la disponibilità  
di ciascuna finitura  
per specifici articoli.

Availability of each  
finish to be confirmed  
for specific items.

## General informations

<b>CE</b>
<span></span>

Attesta la conformità del prodotto alle disposizioni delle Direttive comunitarie.

It certifies the conformity of the products to the European Community provisions.

Konformität des Produktes mit den Richtlinien der europäischen Gemeinschaft.

Certifica la conformidad del producto según las disposiciones de las directivas comunitarias.

Il atteste la conformité du produit aux dispositions des directives communitaires.

НАСТОЯЩИМ ПОДТВЕРЖДАЕТСЯ СООТВЕТСТВИЕ ПРОДУКЦИИ ПОЛОЖЕНИЯМ ДИРЕКТИВ ЕС.

CE 标记是指产品的制造商证明该产品符合适用的EC指令的所有基本要求.

يُشَهِد بمطابقة المنتج لأحكام توجيهات الاتحاد الأوروبي.

<b>ETL</b>
<span></span>

Il logo “ETL” si riferisce agli articoli che possono essere modificati con componenti certificati ETL. L'elenco degli articoli ETL si riferisce a prodotti testati e valutati in base agli standard di sicurezza del mercato statunitense. Per il mercato USA fare riferimento al listino dedicato.

“ETL” logos refers to articles which can be modified with ETL-compliance components. The “ETL” listing articles stands for tested and evaluated product to recognised US safety standards. For the US market, refer to the relevant price list.

Das "ETL"-Logo bezieht sich auf Artikel, die mit ETL-zertifizierten Komponenten modifiziert werden können. Die Liste der ETL-Artikel bezieht sich auf Produkte, die nach den Sicherheitsstandards des US-Marktes getestet und bewertet wurden. Für den US-Markt beachten Sie bitte die entsprechende Preisliste.

El logo “ETL” indica los artículos, que pueden modificarse con componentes certificados ETL. La lista de los artículos ETL se refiere a los productos sometidos a prueba y evaluados en función de los estándares de seguridad del mercado estadounidense. Consultar la lista de precios específica para el mercado de los Estados Unidos.

“ETL” logo se réfère aux articles qui peuvent être modifiées par des composants certifiés ETL. la liste des articles ETL se réfère à des produits testés et évalués selon les normes de sécurité du marché américain. Pour le marché américain se référer à la liste des prix.

логотип «ETL» относится к элементам, которые могут быть модифицированы спомощью сертифицированных ETL компонентов. список элементов eTL относится к продукции, протестированной и оцененной в соответствии с признанными стандартами безопасности США. для потребителей Находящихся в США см. соответствующий прайс-лист.

“ETL” 徽标是指可以使用ETL认证的组件进行修改的项目。ETL项目列表是指根据美国市场的安全标准进行测试和评估的产品。 对于美国市场，请参考美国市场价格表。

يشير شعار "ETL" إلى المنتجات التي يمكن تعديلها باستخدام مكونات مُعتمدة من ETL. تشير قائمة منتجات ETL إلى المنتجات التي تم اختبارها وتقييمها وفقًا لمعايير السلامة في السوق الأمريكي. بالنسبة لسوق الولايات المتحدة الأمريكية، يُرجى الرجوع إلى قائمة الأسعار المُخصصة.

<b>CCC</b>
<span></span>

CCC sta per China Compulsory Certificate, una certificazione di prodotto obbligatoria richiesta per determinati prodotti destinati al mercato cinese.

CCC stands for China Compulsory Certificate, a mandatory product certification required for certain products meant to the Chinese market.

CCC steht für China Compulsory Certificate, eine obligatorische Produktzertifizierung, die für bestimmte Produkte erforderlich ist, die für den chinesischen Markt bestimmt sind.

CCC significa China Compulsory Certificate, una certificación de producto obbligatoria requerida para ciertos productos destinados al mercado chino.

CCC signifie China Compulsory Certificate, une certification de produit obligatoire requise pour certains produits destinés au marché chinois.

ССС РАСШИФРОВАЕТСЯ КАК CHINA COMPULSORY CERTIFICATE, ОБЯЗАТЕЛЬНАЯ СЕРТИФИКАЦИЯ НЕОБХОДИМАЯ ДЛЯ ОПРЕДЕЛЕННЫХ ПРОДУКТОВ, ПРЕДНАЗНАЧЕННЫХ ДЛЯ ВНУТРЕННЕГО РЫНКА КИТАЯ.

认证的全称为“中国强制性产品认证”，英文名称China Compulsory Certification，英文缩写CCC。这种认证是针对某些面向中国市场的产品所必需的强制性产品认证。

يرمز CCC إلى الشهادة الإلزامية الصينية، وهي شهادة اعتماد منتج إلزامية مطلوبة لبعض المنتجات المخصصة للسوق الصينية.

<b>IECEE</b>
<span></span>

Lo schema IECEE CB è un sistema internazionale per l'accettazione reciproca di rapporti di prova e certificati relativi alla sicurezza di componenti, apparecchiature e prodotti elettrici ed elettronici operative e dei prodotti sulla base di un accordo multilaterale tra i paesi partecipanti e gli organismi di certificazione.

IECEE CB is an international system for the mutual acceptance of test reports and certificates of the safety of components, operational electrical and electronic equipment and products on the basis of a multilateral agreement between participating countries and certification bodies.

Das IECEE CB Schema ist ein internationales System zur gegenseitigen Anerkennung von Testberichten und Zertifikaten bezüglich der Sicherheit von Komponenten, betriebsbereite elektrische und elektronische Geräte und Produkte auf der Grundlage eines multilateralen Abkommens zwischen teilnehmenden Ländern und Zertifizierungsstellen.

IECEE CB es un sistema internacional para la aceptación mutua de informes de ensayo y certificados de seguridad de componentes, equipos y productos eléctricos y electrónicos operativos y de productos, sobre la base de un acuerdo multilateral entre los países participantes y los organismos de certificación.

Le système IECEE CB est un système international d'acceptation mutuelle des rapports d'essai et des certificats de sécurité des composants, équipements et produits électriques et électroniques opérationnels et des produits, sur la base d'un accord multilatéral entre les pays participants et les organismes de certification.

СХЕМА ІЕСЕЕ СВ ПРЕДСТАВЛЯЕТ СОБОЙ МЕЖДУНАРОДНУЮ СИСТЕМУ ВЗАИМНОГО ПРИЗНАНИЯ СЕРТИФИКАТОВ И ОТЧЕТОВ ОБ ИСПЫТАНИЯХ, КАСАЮЩИХСЯ БЕЗОПАСНОСТИ ЭЛЕКТРИЧЕСКИХ И ЭЛЕКТРОННЫХ КОМПОНЕНТОВ И ОБОРУДОВАНИЯ, ОСНОВАННУЮ НА МНОГОСТОРОННЕМ СОГЛАШЕНИИ МЕЖДУ СТРАНАМИ-УЧАСТНИЦАМИ И ОРГАНАМИ ПО СЕРТИФИКАЦИИ.

认证是电工产品测试证书互认体系（CB 体系） 是国际电工委员会电工产品合格测试与认证组织。

مخطط IECEE CB هو نظام دولي للقبول المتبادل لتقارير الاختبار والاعتمادات المتعلقة بسلامة المكونات، والمعدات، والمنتجات الكهربائية والإلكترونية التشغيلية والمنتجات بناءً على اتفاقية متعددة الأطراف بين الدول المشاركة وهيئات الاعتماد.

### Im

Flusso luminoso nominale. L'indicazione si riferisce al valore in assenza di rifrazione, come dichiarato dal produttore del componente.

Nominal luminous flux. It refers to the value without any refraction, as declared by the component manufacturer.

Die Masseinheit für den Lichtstrom. Die Angabe bezieht sich auf den Wert in der Abwesenheit von Brechung, wie vom Hersteller der Komponente angegeben.

Flujo luminoso nominal. La indicación se refiere al valor sin refracción, como declarado por el fabricante del componente.

L'unité SI de flux lumineux. L'indication corresponds à la valeur en l'absence de réfraction, comme indiqué par le fabricant du composant.

НОМИНАЛЬНЫЙ СВЕТОВОЙ ПОТОК. УКАЗАНИЕ ОТНОСИТСЯ К ЗНАЧЕНИЮ В ОТСУТСТВИЕ РЕФРАКЦИИ, КАК ЗАЯВЛЕНО ПРОИЗВИТЕЛЕМ КОМПОНЕНТОВ.

标称光通量。指示是指组件制造商声明的没有折射的值。

التدفق الضوئي الاسمي.يشير المؤشر إلى القيمة في حالة عدم وجود انكسار للضوء، كما هو مُعلن من قبل الشركة المصنعة للعنصر.

## MASIERO

Masiero si riserva il diritto di apportare ai propri articoli, senza nessun preavviso, qualsiasi modifica ritenesse opportuna.

Masiero reserves the right to introduce any changes to its own products, without notice in advance.

Masiero behalt sich das Recht vor nderungen vorzunehmen, ohne sofortige Benachrichtigung.

Masiero se reserva el derecho de aportar modificaciones consideradas oportunas a sus rtculos sin preaviso.

Masiero se rserve le droit d'apporter une quelconque modification  les modles sans pravis.

КОМПАНИЯ МАСИЕРО ОСТАВЛЯЕТ ЗА СОБОЙ ПРАВО БЕЗ ПРЕДВАРИТЕЛЬНОГО УВЕДОМЛЕНИЯ, ЕСЛИ ЭТО БУДЕТ СОЧТЕНО ЦЕЛЕСООБРАЗНЫМ, ВНОСИТЬ В СОБСТВЕННЫЕ МОДЕЛИ ЛЮБЫЕ ИЗМЕНЕНИЯ.

Masiero 保留对其认为适当的任何更改的权利，恕不另行通知。

تحتفظ شركة مازيرو "Masiero" بالحق في إجراء أي تعديلات تراها مناسبة على منتجاتها، دون إشعار مسبق.

ART DIRECTION, DESIGN  
Designwork

LAYOUT  
Masiero

PHOTO, REPRO  
Loris Casonato

DIREZIONE ARTISTICA FOTOGRAFICA, STYLING  
NOOII

PRINT  
Italy, March 2022  
by Grafica Antiga

Masiero srl

via Peschiere, 53  
31032 Casale sul Sile  
Treviso, Italy  
T +39 0422 7861  
F +39 0422 786250

info@masierogroup.com  
masierogroup.com

Masiero USA LTD

100 Park Avenue, Suite 1600  
New York, NY 10017

sales@masiero-usa.com  
masiero-usa.com

THANKS TO

Trabà  
Doimo Salotti  
Arredo3  
Novamobili  
Fasolin  
Meson's Cucine  
Saba  
Alessandra Salaris

