

CAPITAL

La copertina è l'immagine che si dà di sé al mondo.
Vogliamo sia un racconto e una suggestione e soprattutto un progetto,
come il lavoro che facciamo tutti i giorni.
Non basta un logo né un prodotto a raccontare un lungo processo di studio,
ricerca, progettazione e produzione.
Per questo abbiamo chiamato un artista che con la sua maestria reinterpretasse il nostro
lavoro e lo raccontasse a modo suo, con un nuovo linguaggio.
Alvino, questo il suo nome d'arte, ha trovato nella nostra collezione, l'ispirazione al design e
all'uso di materie prime nobili, nella volontà di una produzione senza tempo e sempre Made in
Italy come eccellenza qualitativa riconosciuta globalmente, un armonioso paragone: la musica.
Quella sinfonica, scritta e interpretata, la musica tra lo spartito e il direttore d'orchestra che si
divulga come linguaggio universale comprensibile e fruibile da tutti.
L'unione di elementi ed emozioni dirette dalle mani e progettate per far star bene l'uomo,
questa la composizione di Alvino che narra Capital.

The cover is the image of yourself you want to show the world.
We want it to be a history, a suggestion but specially a project like the work we do every day.
A logo or a product are not enough to tell a long process of study, research, creation and
production.
That's why we asked an artist to reinterpret our work so to tell it with his mastery, in his way,
with a new language.
Alvino, this is his stage name, felt in our collection the inspiration of design with the use of
noble raw materials, willing to create a timeless production, Made in Italy, with a worldwide
recognized top quality excellence, in a harmonious comparison: music.
That symphony, played and interpreted, that music between the score and the maestro that
flows as a universal language comprehensible and enjoyable by everyone.
The union of elements and emotions created directly from his hands to give us a sense of joy,
this is Alvino's composition telling Capital.



HOME
LIKE
NO
OTHER



Exclusive Home: where luxury meets design

Capital interior brand history starts forty years ago thanks to the qualified experience of the President Paolo Viscovich. Since then, the brand is developing and growing all over the world.

Headquarter with offices and showroom is located in Padua while new offices and showrooms are strategically developing in all emerging markets.

Capital structure starts with the in-house creative design work and goes through all stages of material research and production.

The brand is not influenced by an industrial production concept but by artisan methods free from a certain use of materials and technology which makes use of its own production cycles that depend exclusively from manual skills.

Capital nasce oltre quarant'anni fa, grazie al suo Presidente Paolo Viscovich, dall'esperienza maturata nel settore dell'arredamento di lusso. Da allora l'azienda è in continua evoluzione e crescita in tutti i mercati del mondo, con una struttura che vede Padova quale sede principale e showroom, con nuovi uffici e spazi espositivi nei più importanti mercati emergenti.

L'organizzazione interna è completamente integrata, partendo dallo sviluppo creativo del design, comprendendo tutte le fasi di ricerca dei materiali, per terminare con la produzione.

La nostra azienda non è legata a un concetto industriale ma a una metodologia e una produzione artigianali: non vogliamo essere vincolati all'uso di un materiale o una tecnologia particolari per poterci invece avvalere di cicli produttivi dipendenti solo dalle nostre capacità.

OUR VISION

**We are
inspired
by
passion**

We aim to enter homes different in style and culture and give them significant and value with charm and elegance thanks to a custom project unique for each client.

Every project has its own characteristics and the different elements forming the project are coordinated by an organized structure.

Capital collection stands out for products having a strong personality due to the combination of materials and shapes that talk together adapting to a refined home style.

Il nostro obiettivo è entrare nelle case stilisticamente e culturalmente diverse tra loro per dare significato e valore con charme ed eleganza, attraverso un progetto d'arredo sartoriale appositamente sviluppato per ciascun cliente. Ogni progetto ha esigenze proprie e la scelta degli elementi che contribuiscono alla sua realizzazione vanno coordinati attraverso una struttura organizzata. La collezione Capital si distingue per prodotti dal carattere deciso, dove forme e materiali si fondono, dialogando tra loro, adattandosi a un modello raffinato di casa.





“Beauty is no quality in things themselves: it exists merely in the mind which contemplates them: and each mind perceives a different beauty.”

(David Hume, Philosopher)

Capital products are sons of an artisan production process but they are created in an international context taking inspiration from different cultures and countries.

The design is the result of projecting creation of the Capital Design & Styling Department supported by significant external collaboration.

For us, Made in Italy means design and production appreciated and recognized all over the world and the is the result of working with passion.

The excellence of Italian manufacturing and culture, the stylistic refinement are visible in every detail.

An interior project comes from a specific request and assume to evaluate and coordinate every constructive and functional aspects.

I prodotti Capital sono il risultato di un processo produttivo artigianale ma vengono progettati in un contesto internazionale ispirato dalle diverse culture di ogni paese. Il design è il risultato della creazione progettuale dell'Ufficio Design & Styling, integrato e coadiuvato da prestigiose collaborazioni esterne.

Per noi il Made in Italy è quel particolare modo di progettare e produrre che il mondo riconosce e apprezza, è frutto dell'eccellenza produttiva della cultura italiana, della raffinatezza stilistica visibile in ogni dettaglio e della passione.

Un progetto di interni nasce da una richiesta specifica complessa e presuppone la valutazione e la gestione di tutti gli aspetti funzionali e costruttivi.

“La bellezza non è una qualità delle cose stesse: essa esiste soltanto nella mente che le contempla ed ogni mente percepisce una diversa bellezza.”

(David Hume, Philosopher)

Our understanding of customized luxury is when design meets customer's personality with a “tailor-made” product that belongs only to him. A product can tell people about you, your personality, your taste, your ambition and life attitude. A product can be an invisible and silent emotion in communication with you and you can feel its exclusive charm.

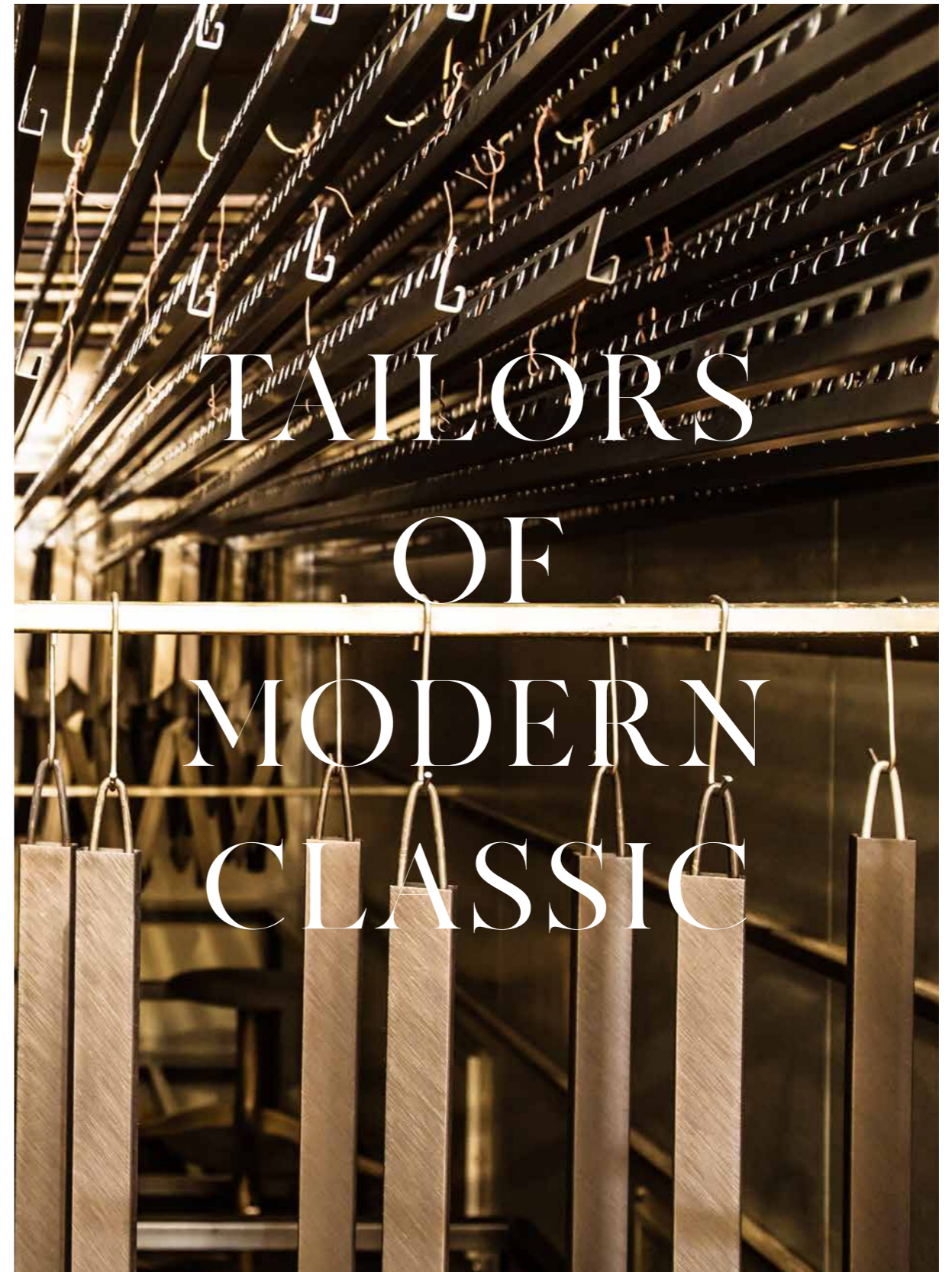
Capital Collection makes emotional and luxurious products while creating a concept of exquisite lifestyle.


Every Capital product in your home creates a connection with vibration and soul of residents.

The imperfections of material, essences, fabrics and marble become a recognizable trace of reality.

An expression of the cultural identity perceived in each of us.

Per noi il *lusso su misura* è la facoltà di personalizzare oggetti e forme, seguendo la personalità di ciascuno, in un mondo dove la sola firma che si desidera su ciò che s'indossa è la propria. Il vero lusso è quindi avere quello che si è: un'idea del *su misura* talmente esclusiva da parlare a una persona alla volta. Capital evolve in un lifestyle nel quale l'attenzione è sulla persona e i suoi spazi unici, sulle sue esperienze, sulle passioni, sui viaggi che conducono a nuove e inattese correnti di pensiero. Per i prodotti Capital, che entrano negli spazi dell'abitare, il rapporto con l'individuo corrisponde a una vibrazione, alla sua anima che evolve in diverse dinamiche. L'imperfezione della materia, delle essenze, dei tessuti o dei marmi, diviene traccia riconoscibile della realtà delle cose, espressione della percezione culturale e identità di ognuno di noi.





New luxury takes form

The innovative machineries used to manufacture items of the Capital collections mould wood respecting its nature and grant extreme precision of details.

In addition to that the irreplaceable work of master craftsmen gives Capital projects the allure of unique handmade items.

As a consequence, the final product comes from the craftsmanship's method that is as rare as precious while innovation is constantly applied to production techniques with the aim of perfecting woodworking focusing to detail.

Gli innovativi macchinari utilizzati per produrre le collezioni Capital modellano il legno rispettandone la natura, così come garantiscono un'assoluta precisione nella realizzazione dei dettagli. A questi si aggiunge l'insostituibile lavoro dei maestri artigiani che conferisce agli arredi il fascino dei pezzi unici realizzati a mano. Come conseguenza il prodotto finale nasce dal metodo artigianale tanto raro quanto prezioso insieme all'innovazione che viene costantemente applicata alle tecniche produttive con l'obiettivo di perfezionare la lavorazione del legno e la cura del dettaglio.



"Arte è quando la mano, la testa, e il cuore dell'uomo vanno insieme."

"Fine art is that in which the hand, the head, and the heart of man go together."

(John Ruskin, Writer)



galvanic plating



processing



quality control



Capital creates products that are contemporary, functional with an unmistakable stylish and all these elements characterize the company, together with the use of sophisticated machine tools and latest generation production technologies such as galvanizing process of metals or the creation of items upholstery. All the metal parts undergo a galvanic bath treatment in tanks dedicated to the various Capital metal finishes in order to guarantee an excellent result in terms of gloss and uniformity. Marble and natural stones represent one of Capital's materials par excellence. They are different one from each other in texture and colour, come from quarries in Italy or abroad, are carefully selected and processed with cutting-edge technologies, the materials are hand-finished by skilled workers and treated with special stain-resistant products to ensure perfect maintenance. Starting from the selection of the stones, there are different processes to get to the finished product: cutting the block into slabs, turning with water jet cutting up to the numerical control.

Capital progetta prodotti funzionali, contemporanei e con uno stile inconfondibile che da sempre caratterizzano l'azienda, insieme all'impiego di sofisticate macchine utensili e tecnologie produttive di ultima generazione come per la confezione degli imbottiti e la galvanica dei metalli. Tutte le parti metalliche subiscono un trattamento con bagno galvanico in vasche dedicate alle varie finiture Capital per garantire un eccellente risultato in termini di lucentezza e uniformità. Marmi e pietre naturali rappresentano uno dei materiali per eccellenza di Capital. Differenti tra loro per consistenza e colore, provenienti da cave estere ed italiane, selezionati con cura e lavorati con tecnologie all'avanguardia, i materiali sono rifiniti a mano da maestranze qualificate e trattati con appositi prodotti antimacchia per garantirne un perfetto mantenimento. Partendo dalla selezione dei sassi, sono diverse le lavorazioni per arrivare al prodotto finito: il taglio dei blocchi per la trasformazione in lastre, la tornitura al taglio a getto d'acqua fino al controllo numerico.

PRODUCTS INDEX

SOFA · CHAISE LONGUE

Allure L 200 · Allure L 260	.21 .81
Bon Ton L 230 · Bon Ton L 270	.31 .37
Bon Ton Chaise Longue	.35
Grand 2P	.41
Grand 3P	.41 .45
Grand Modular Sofa	.47 .49
Oyster 2P · Oyster 3P	.67 .73
Oyster Corner	.72
Otium	.61 .63
Overland	.57 .59
Oxford 2P · Oxford 3P	.27 .29
Kind of People 2P · 3P	.93
Key West Chaise Longue	.94

ARMCHAIRS

Allure	.25
Audrey M	.23.66.217
Audrey S	.189 .225
Bon Ton	.33 .194
Diva Lounge	.61 .79
Grand	.40 .57
Oyster	.73
Oxford	.27 .29
Key West	.46 .95
Vortex - M	.229
Vortex - S	.179 .202

POUF

Diva	.78 .80
Majestic	.220 .222
Grand	.45 .54
Oyster	.328

Kazar	.191 .231
Keraz	.201 .215
Toulouse 60 · Toulouse 90	.89 .199

COFFEE SERVICE TABLES

Alias R · Alias Q	.73
Alma	.217
Aristo M · Aristo MQ	.56 .185
Aristo L · Aristo LQ	.56 .58
Aristo XL · Aristo XQ	.56 .57
Black Tie D70 · Black Tie D90	.37 .187
Black Tie E120	.37
Cookie Service · Cookie Coffee	.25 .32 .61
Eclectic Q · Eclectic R	.45 .67
Grand Coffee Table	.47
Hugo L · Hugo M	.47 .171
Jewel .70 · Jewel .90	.27 .35
Kiron	.71
Khero	.40 .45
Kong - S	.97
Koval · Koval - T	.95 .96
Lincoln	.21 .41
Must Coffee · Must Service	.93
Nuage Coffee · Nuage Service	.91

SIDEBOARDS

Hug L	.55 .160
Match	.153
Prisma	.77
Prisma Marble	.31 .75
Tudor	.33 .123
Zefiro	.85 .86
Majestic	.221 .223

CABINETS · BOOKCASES

Biblo Bookcase	.250 .252
Hug Cabinet	.239
Giselle Bookcase	.119 .241
Giselle TV Unit	.38 .39
Prisma Cabinet	.67 .74
Prisma BAR	.157 .159
Tudor	.43 .61
Zefiro	.81 .83

CONSOLE

Carisma	.162
Eden	.179 .195
Ercole	.104
Grand	.36
Jubilee	.202 .207
Kandy	.215
Karamel	.216
Majestic	.166 .168
Mayfair	.118
Orion	.231 .233
Parisienne	.199
Trilogy	.188 .191

DINING TABLES

Carisma - R Rectangular	.161
Carisma - Q Square	.163
Convivio	.129 .133
Ercole Round Table	.101 .105
Ercole Oval Table	.100 .103
Eclectic	.109 .111
Kong	.157
Korp	.117

Must Round Table	.141
Must Rectangular Table	.143
Pliè	.135 .137
Prisma Rectangular Table	.139
Rock Round Table	.149
Rock Oval Table	.150
Rock Rectangular Table	.151
Tudor Rectangular Table	.119 .125
Tudor Square Table	.123

SEATS · STOOLS

Beverly	.151 .155
Diva C/B	.129 .137
Diva S/B	.105 .119
Diva Stool H - L	.113 .115
Gala	.125 .141
Giuliette	.107 .123
Ninfea	.146 .163
Madame	.139 .149
Kana	.135
Karab	.157
Keatrix	.145 .161

BEDS

Amelie	.187
Allure LUX	.221
Allure	.219
Claire	.185
Eden	.175
Frey	.167
Jubilee XL · Jubilee L	.203 .206
Kimera XL	.227
Kesy XL	.225

Klass	.213
Majestic XL · Majestic L	.209 .211
Mayfair	.183
Morfeo	.171
Orion XL · Orion L	.229 .233
Trilogy XL · Trilogy L	.189 .195

BEDSIDE TABLES

Datejust	.203
Eden XL · Eden L	.175 .219
Majestic	.167 .209
Mayfair	.183
Miles	.227
Orion L · Orion XL	.229 .233
Trilogy	.189 .213

CHEST OF DRAWERS

Eden	.178 .224
Jubilee	.203 .205
Kirk	.214
Majestic	.169
Orion	.228
Trilogy	.193

BENCHES

Grand	.175 .186
Kosta	.209
Majestic M · Majestic L	.167 .209

WALK IN CLOSET

Venere Walk in Closet	.201
Giselle Walk in Closet	.176 .177

WRITING DESKS

Bolivar	.235 .239
Lincoln L · Lincoln XL	.245 .249
Majestic	.166
Mondrian	.251
Olimpia L · Olimpia XL	.241 .243
Tycoon L	.259

OFFICE ARMCHAIRS

Diva Wood Office	.262
Diva Office XL	.245 .263
Diva Guest Office L	.257
Explorer XL · Explorer L	.249

ACCESSORIES

Ku R · Ku Q Mirror	.169
Orion Q · Orion R Mirror	.175 .231
Trilogy R · Trilogy Q Mirror	.193
Trilogy T Mirror	.195 .235
Adone · Adone Wall	.166
Rondò Mirrors	.233
Musa A · Musa B · Musa C	.55 .174
Kono Floor Lamp	.356
Kiska Table Lamp	.219
Montecarlo Floor Lamp	.191
Kaos Coloumn	.59
Montecarlo Coloumn	.46
Decorative Rugs	.359

Fabrics and Leathers	.265
Materials	.313
Technical Section	.321
Credits	.360



CAPITAL


LIVING
LIKE
SHARING
MOMENTS

CHAPTER .1

“Se mi chiedessero qual è la produzione artistica più importante e al contempo la cosa che si desidera di più, risponderci: una bella casa.”

“If you ask me what is the most important artistic production and at the same time thing i mostly desire, i would answer, a beautiful home.”

(William Morris, Artist)



Allure Sofa, Jewel .70 Service Table, Lincoln Coffee Table, Bon Ton Armchair, Zen Carpet



Allure Sofa, detail



Allure Sofa, Audrey M Armchair, Eclectic Q Coffee Table, Aristo M · L Service Tables, Grand Console



Allure Armchair, Eclectic Q Coffee Table



Allure Armchair, Cookie Service Table, Majestic Sideboard, Trilogy T Mirror



Oxford 3s Sofa, Oxford 2s Sofa, Oxford Armchair, Ercole Consolle

Jewel .go Coffee Table, Cookie Coffee Table, Hugo Service Table



Oxford 2s Sofa, detail



Oxford 3s Sofa, Oxford Armchair, Cookie Coffee Table



Prisma Sideboard, Trilogy T Mirrors, Eclectic O Coffee Table

Giselle 2,5 Bookcase, Bon Ton Sofa, Adone Mirror



Bon Ton Armchair, Cookie Coffee Table, Jewel .70 Service Table

Tudor Sideboard, Dioniso Carpet



Tudor Sideboard, detail



Bon Ton Armchair, Bon Ton Chaise Longue, Jewel .90 Coffee Table



Grand L Console, detail



Bon Ton Sofa, Black Tie D70 Service Table, Black Tie E120 Coffee Table, Grand XL Console, Trilogy T Mirror

“Non avere nella tua casa nulla che tu non sappia
utile, o che non creda bello.”

“Have nothing in your house that you do not know
to be useful, or believe to be beautiful.”

(William Morris, Artist)



Giselle Modular TV Unit



Giselle Modular TV Unit, Grand Q Coffee Table, Grand Modular Sofa



Grand Armchair, Khero Service Table, Lincoln Coffee Table

Grand 2s Sofa, Grand 3s Sofa, Giselle Bookcase, Tudor Cabinet, Musa Floor Lamp, Zen Carpet

“Il vero segreto della felicità sta nel nutrire un sincero interesse per ogni dettaglio della vita quotidiana.”

“The very secret of happiness is to feel a genuine interest in all the details of daily life.”

(William Morris, Artist)



Tudor Cabinet



Tudor Cabinet, detail



Eclectic O Coffee Table, detail



Grand 3s Sofa, Grand Pouf, Eclectic O Coffee Table, Khero Service Table, Zen Carpet




Key West Armchair, Hugo M Service Table, Montecarlo Column, in the background Tudor Table, Gala Armchair

Grand Modular Sofa, Grand Square Coffee Table, Hugo L Service Table with Lamp, Giselle Bookcase, Zen Carpet



Grand Sofa, detail



Grand Modular Sofa, Grand Square Coffee Table, Diva Lounge Chair, Diva Pouf, Hugo Service Tables, Zen Carpet

“Ciò che l’immaginazione coglie come bellezza
deve essere verità.”

“Whatever the imagination seizes as beauty must
be truth.”

(John Keats, Poet and Writer)

GRAND

Divano Modulare, Composizioni
Modular Sofa, Compositions



Hugo L with Lamp Service Table, Hugo M Service Table

G001

Composizione
Composition

Modulo Angolare
Corner Module

Modulo 3 posti con bracciolo
3 seats Module with arm

Modulo Chaise Longue con bracciolo
Chaise Longue Module with arm

Tavolo Basso .75 .115
Coffee Table .75 .115



G002

Composizione
Composition

Modulo Angolare
Corner Module

Modulo divano 2 posti con bracciolo
2 seats Sofa Module with arm

Modulo divano 3 posti con bracciolo
3 seats Sofa Module with arm

Tavolo Basso 75 · 145, Pouf 75
Coffee Table 75 · 145, Pouf 75



G003

Composizione
Composition

Modulo Angolare
Corner Module

Modulo Chaise Longue con bracciolo
Chaise Longue Module with arm

Modulo divano 3 posti con bracciolo
3 seats Sofa Module with arm

Tavolo Basso 75 Pouf 75
Coffee Table 75, Pouf 75



G004

Composizione
Composition

Modulo Divano 3p senza bracciolo
3s Sofa Module without arm

Modulo Divano 3p con bracciolo
3s Sofa Module with arm

Tavolo Basso .145
Coffee Table Module .145

Pouf .75
Pouf .75



G005

Composizione
Composition

Modulo Divano 3p con bracciolo
3s Sofa Module with arm

Modulo Chaise Longue
Chaise Longue Module

Tavolo Basso .145
Coffee Table Module .145

Grand Poltrona
Grand Armchair





Grand Armchair, Grand Pouf, Musa Floor Lamp

Hug L Sideboard

“Scopo dell’arte non è rappresentare l’apparenza delle cose, ma la loro essenza interiore.”

“The aim of the art is to represent not the outward appearance of things, but their inward significance.”


(Aristotele, Philosopher)



Aristo XQ Coffee Table, Aristo MQ Service Table, Aristo LQ Service Coffee



Overland Sofa, Grand Armchair, Aristo XL Coffee Table, Aristo M Service Table, Kaos Column



Aristo L Service Table, detail



Overland Sofa, Aristo XL Coffee Table, Kaos Column



Otium Sofa, detail



Otium Sofa, Diva Lounge Chair, Cookie Coffee Table, Tudor Cabinet, Trilogy T Mirror

"L'immagine è un'esigenza lì dove le parole da sole non bastano."
"Image is necessary where words aren't enough."

(Tiziano Terzani, Journalist and Writer)



Otium Sofa





Tudor Cabinet, detail



Tudor Cabinet, detail



Audrey M Armchair, Zen Carpet

Oyster 3s Sofa, Eclectic R Coffee Table, Prisma Cabinet



Alexander Stavens,
Art Collector, Moscow

**Il lusso può
essere disegnato
su misura.**

Capital evolve in un lifestyle in cui l'attenzione è sulla persona e i suoi spazi unici, sulle sue esperienze, sulle passioni, sui viaggi che portano nuove correnti di pensiero.

Per i prodotti Capital, che entrano negli spazi del nostro abitare, il rapporto con l'individuo corrisponde a una vibrazione, alla sua anima che evolve in diverse dinamiche.

**Luxury
can be
bespoke.**

Capital evolves into a lifestyle in which the focus is on the individual and his/her own unique spaces, experiences, passions, travels leading to currents of thought.

Capital products entering the spaces we live the relationship with the individual corresponds to a vibration, of his/her own soul evolving into different dynamics.



Diva Chair, Kiron Service Table

"Alchimia la mirabile forza di tramutare ogni
cosa in qualcosa di prezioso."
"Alchemy miraculouse power of transmothing
something common into something precious."

(Anonymous)



Kiron Service Table

“Prendi il meglio che esiste e miglioralo.

Se non esiste, crealo.”

“Take the best that exists and make it better.

When it does not exist, design it.”

(Henry Royce, Businessman)



Oyster Corner Sofa




Oyster 2s Sofa, Oyster Armchair, Alias Coffee Table, Khero Service Table, Prisma Cabinet, Zen Carpet



Prisma Cabinet

“Tutte le arti contribuiscono all’arte più grande
di tutte: quella di vivere.”
“Art and science coincide insofar as both aim to
improve the art of living.”

(Bertold Brecht, Poet)



Prisma Cabinet


“Un bravo marmista conosce la materia. Sente dove cederà al suo assalto perché l’incisione è già presente nel blocco e aspetta solo di essere rivelata (...)”

“A good marble worker knows the material. He can feel where it will yield to his onslaught because the engraving is already present in the block just waiting to be revealed (...)”

(Muriel Barbery, Writer)



Prisma Sideboard



Prisma Sideboard

“La creatività vuole coraggio.”

“Creativity takes courage.”

(Henri Matisse, Painter)



Diva Lounge Chair



Diva Lounge Chair, Cookie Service Table, detail



Diva Lounge Chair, Diva Pouf, Jewel Coffee Table, Zefiro Sideboard

Allure Sofa, Jewel Service Table, Zefiro Cabinet, Musa Floor Lamp, Zen Carpet



Zefiro Cabinet, detail



Zefiro Cabinet



Zefiro Sideboard Moka Coffee Version, Toulouse D6o Pouf, Trilogy T Mirror

"Tutta la varietà, tutta la delizia, tutta la bellezza della vita è composta d'ombra e di luce."

"All the variety, all the charm, all the beauty of life is made up of light and shadow."

(Lev Tolstoj, Writer and Philosopher)



Zefiro Sideboard, graphite charcoal version



Zefiro Cabinet, graphite charcoal version



Toulouse .60 Pouf, detail

“La capacità di provare ancora stupore è
essenziale nel processo della creatività.”
“The capacity to still feel wonder is essential to
the creative process.”

(Donald Winnicott, Intellectual)



Toulouse .60 Pouf, Toulouse .go Pouf


“Tutta l’arte è imitazione della natura.”

“All art is but imitation of nature.”

(Lucius Annaeus Seneca, Philosopher)



Nuage Coffee Table, Nuage Service Table



Nuage Service Table, detail



Kind Of People Sofa, detail



Kind Of People Sofa, Must R Coffee Table, Must Q Service Table

“L'anima non pensa mai senza un'immagine.”

“The soul never thinks without a picture.”

(Aristotele, Philosopher)



Key West Armchair, Koval T Coffee Table



Key West Chaise Longue, Black Tie d70 Service Table


“L'uomo è nato per creare. La vocazione umana è di immaginare, inventare, osare nuove imprese.”

“Man is born to create. Human vocation is to imagine, invent, dare new ventures.”

(Michael Novak, Philosopher and Journalist)



Koval Coffee Table, Kong S Service Table



Diva Lounge Chair, Zefiro Sideboard, Kong S Service Table



CAPITAL

DINING
LIKE
CONVIVIALITY

CHAPTER .2


"La casa non è che l'uomo esteriorizzato."

"The house is but the externalized man."

(Frank Parsons, Columnist)



Ercole Oval Table



Ercole Round Table



Ercole Oval Table

“La semplicità è la
sostanzialità finale.”

“Simplicity is the ultimate
sophistication.”

(Leonardo da Vinci, Artist)



Ercole Console



Ercole Round Table, Diva Chair



Ercole Round Table, detail



Ercole Round Table, Giulette Armchair, Tudor Cabinet


“Il design è l'intelligenza resa visibile.”

“Design is intelligence made visible.”

(Alina Wheeler, Author)



Eclectic Table



Eclectic Table, Keatrix M Chair, Prisma Cabinet, Oyster 3s Sofa, Cookie Coffee Table, Oyster Pouf




Eclectic Table

“Solo l’immaginazione dell’uomo fa sì che
la verità trovi un’effettiva e inalienabile
esistenza. L’immaginazione, e non
l’invenzione, è la suprema padrona dell’arte
come della vita.”

“Only man’s imagination allows the truth to
find an effective and inalienable existence.
Imagination, and not invention, is the supreme
mistress of art as well as of life.”


(Joseph Conrad, Writer)



Eclectic Table



Diva Stool, detail



Diva Stool




Diva Stool, Prisma Cabinet



Diva Stool, detail



Diva Chair



Diva Chair, Korp Dining Table


“Ciò che è sacro nell’arte è la bellezza.”

“What is sacred in art is beauty.”

(Simone Weil, Philosopher)



Mayfair Console



Tudor R Table, Diva Chair, Giselle 2.5 Bookcase, Mayfair Console, Trilogy T Mirror


“Un design ben pensato non solo farà avere successo al marketing del prodotto, ma anche al prodotto stesso.”

“A well thought out design will not only make the product marketing successful, but the product itself.”


(Seth Godin, Writer and Businessman)



Giselle Bookcase




Giselle Bookcase, detail



Tudor Sideboard



Tudor Sideboard, Tudor Q Dining Table, Giuliette Armchair, Otium Sofa




Tudor Cabinet

Tudor R Table, Gala Armchair, Dioniso Carpet



Tudor Table, detail



Tudor R Table, Gala Armchair, Tudor Cabinet, Tudor Sideboard, Rondò Mirror



Diva Armchair, Diva Chair

Convivio Table

“Creatività è solo un altro nome delle normali attività. Qualsiasi attività diventa creativa quando chi la svolge ha cura di farla bene, o meglio.”

“Creativity is merely a plus name for regular activity. Any activity becomes creative when the doer cares about doing it right, or better.”

(John Updike, Writer and Poet)



Convivio Table




Convivio Table, Diva Chair



Grand Consolle, Rondò Mirror, Giselle Bookcase

Convivio Table, Diva Armchair, Diva Chair



Pliè Table, detail



Pliè Table, Kana Armchair


“Che cosa è l'arte? Ciò per cui le forme
diventano stile.”

“What is art? What for shapes
become style”.

(André Malraux, Writer)




Pliè Table




Pliè Table, Diva Armchair, Diva Chair, Prisma Cabinet



Prisma Table, detail



Prisma Table, Madame Armchair



Must T Table, detail



Must T Table, Gala Armchair, Musa Floor Lamp



Prisma Sideboard, Orion R Mirror

Must R Table, Diva Chair



Keatrix L Armchair

Rock R Table

“L'architettura è l'adattarsi delle forme a forze contrarie.”

“Architecture... The adaption of form to resist force.”

(John Ruskin, Writer)




Ninfea Chair



Rock Table Custom Edition, Ninfea Armchair



Madame Armchair, Rock T180 Table, detail



Rock T180 Table, Madame Armchair


“L'arte non è il bello ma vedere le cose
in maniera diversa.”

“Art is not beauty but seeing things
differently.”

(Virginia Woolf, Writer and Essayist)



Rock Oval Table



Rock R Table, Beverly Armchair, Beverly Chair, Match Sideboard, Ku R Mirror


“La fantasia è come la marmellata, bisogna che sia spalmata in una solida fetta di pane”.

“Fantasy is like jam. . . . You have to spread it on a solid piece of bread.”

(Italo Calvino, Writer)




Beverly Armchair, Beverly Chair



Match Sideboard, Cookie Coffee Table



Match Sideboard, detail



Beverly Armchair, Rock R Table, detail


"C'è soltanto una cosa che vale nell'opera d'arte ed è quella che non si riesce a spiegare."

"There is only one valuable thing in art: the thing you cannot explain."

(Georges Braque, Painter)



Prisma Cabinet Bar



Prisma Cabinet Bar, Kong Table, Karab Armchair, Zen Carpet



Prisma Cabinet Bar, detail

"L'architettura è il grande
libro dell'umanità."
"Architecture is the great
book of humanity."

(Victor Hugo, Writer)



Prisma Cabinet Bar



Hug L Sideboard, Montecarlo Floor Lamp

Carisma R Table, Keatrix L Armchair



Carisma Console



Carisma Q Table, Ninfea Chair



CAPITAL

BEDROOM
LIKE
DAY
DREAMING

CHAPTER .3



Majestic L Bench, Majestic Writing Desk, Gala Armchair, Adone Mirror

Frey Bed, Majestic Bedside Table, Zen Carpet, Musa Suspended Lamp



Majestic Console, Audrey S Armchair, Musa Floor Lamp



Majestic Chest of Drawers, Ku Mirror

“Se mi chiedessero qual è la produzione artistica più importante e al contempo la cosa che si desidera di più, risponderci: una bella casa.”

“If you ask me what is the most important artistic production and the most desired thing, i would answer, a beautiful home.”

(William Morris, Artist)



Morfeo Bed



Morfeo Bed, Hugo L Service Table with Lamp, Zen Carpet




Morfeo Bed, detail



Morfeo Bed, detail



Eden Letto, Eden L Bedside Table, Musa Table Lamp, detail



Eden Bed, Eden L Bedside Table, Grand Bench, Eden Chest of Drawers, Orion R Mirror, Zen Carpet

“Qualche volta rompere le regole
significa semplicemente ampliarle.”
“Sometimes breaking the rules just
means expanding them.”

(Mary Oliver, Poet)



Giselle Walk in Closet



Giselle Walk in Closet, detail

“L'architettura aspira all'eternità.”

“Architecture aims at eternity.”

(Christopher Wren, Architect and Physical)



Eden Chest of Drawers



Eden Console with Mirror, Vortex S Armchair



Anastasie Lefevre,
Architect and Interior Designer, Paris

Eleganza delle finiture e armonia delle proporzioni.

Divani, sedute e poltrone dove design e comfort trovano il perfetto equilibrio, tavoli da pranzo che spiccano per l'aspetto scultoreo e una collezione notte che celebra il legame stilistico tra i diversi ambienti della casa, reinterpretando l'estetica di Capital in chiave lifestyle – tra qualità del design, armonia delle forme, eccellenza dei materiali e l'arte del 'saper fare' Made in Italy.

Elegance of finishes and harmony of proportions.

Sofas, chairs, and armchairs where design and comfort find the perfect balance, dining tables that stand out for their sculptural look, and a night collection that celebrates the stylistic link between the various environments of the house, reinterpreting Capital's signature style as a lifestyle – between quality of design, harmony of shapes, excellence of materials, and know-how.

“L'immaginazione è più importante della conoscenza. La conoscenza è limitata.

L'immaginazione abbraccia il mondo.”

“Imagination is more important than knowledge. Knowledge is limited.

Imagination encircles the world.”

(Albert Einstein, Physical)



Mayfair Bed



Mayfair Bed, Mayfair Bedside Table, Parisienne Console, Toulouse 60 Pouf, Zen Carpet



Claire Bed, Eden L Bedside Table, Eden Console, Trilogy T Mirror

Aristo M Service Table, Key West Armchair, Grand Bench, Orion R Mirror, Zen Carpet


“Non bisogna imitare ciò che
si vuole creare.”

“One must not imitate what one
wants to create.”

(Georges Braque, Painter)



Amélie Bed



Amélie Bed, Black Tie d'70 Service Table, Zen Carpet, Key West Armchair



Trilogy XL Bed, Trilogy Bedside Table, Trilogy Chest of Drawers, Trilogy Console, Audrey S Armchair, Rondò Mirror, Dioniso Carpet



Trilogi Console with mirror, detail



Trilogi Console with mirror, Montecarlo Floor Lamp, Kazar Pouf



Trilogy Chest of Drawers



Trilogy Chest of Drawers, Trilogy R Mirror




Bon Ton Armchair

Trilogy L Bed, Eden L Bedside Table, Eden Console, Trilogy T Mirror



Eden Bedside Table, detail



Eden Console with Mirror, detail


“Per qualsiasi pittore il punto di partenza di un quadro è una questione di colori e di forma... Credo che la poesia dell'arte, se così si può chiamare, sia una questione di animare queste forme e colori.”

“The starting point of a picture for any painter is a matter of colors and form... I believe that the poetry of art - if that is what one may call it - is a matter of animating these forms and colors.”

(Georges Braque, Painter)




Parisienne Console with mirror



Parisienne Console with mirror, Toulouse .60 Pouf



Venere Walk in Closet, detail




Venere Walk in Closet, Keraz Pouf




Jubilee Console, Vortex S Armchair, Adone Mirror

Jubilee XL Bed, Datejust Bedside Table, Jubilee Chest of Drawers, Musa Table Lamp, Orion Q Mirror, Zen Carpet



Jubilee Bed, detail



Jubilee Chest of Drawers

“Ciò che si vede dipende da come si guarda.
Poiché l'osservare non è solo un ricevere, uno
svelare, ma al tempo stesso un atto creativo.”
“What you see depends on how you look at it.
Since observing is not just receiving, revealing,
but a creative act at the same time.”

(Søren Kierkegaard, Philosopher)



Jubilee L Bed



Jubilee Console, Vortex S Armchair



Majestic XL Bed, Majestic Bedside Table, Majestic M Bench, Kosta Bench, Zen Carpet



Majestic XL Bed, Majestic Bedside Table, detail

“Un buon artista ha più idee che tempo per realizzarle.”

“A good artist has less time than ideas.”


(Martin Kippenberger, Painter)



Majestic L Bed



Grand Bench, detail



Klass Bed, Trilogy Bedside Table, Grand Bench



Kirk Chest of Drawers



Kandy Console, Keraz Pouf



Karamel Console



Audrey M Armchair, Alma Service Table

"Un adulto creativo è un
bambino sopravvissuto."

"A creative adult is a survived
child."

(Ursula K. Le Guin, Writer)



Allure Bed



Allure Bed, Eden XL Bedside Table, Zen Carpet, Kiska Table Lamp, Musa Suspended Lamp



Majestic Pouf, Venere Walk in Closet

Allure LUX Bed, Grand Bench, Majestic Sideboard, Trilogy T Mirror



Majestic Sideboard, detail

“La verità è una questione
d’immaginazione.”
“Truth is a matter
of the imagination.”

(Ursula K. Le Guin, Writer)



Majestic Sideboard



Eden Chest of Drawers, Eden XL Bedside Table

Kesy XL Bed, Aristo M Service Table, Audrey S Armchair, Adone Mirror



Kimera XL Bed, Miles Bedside Table, Kandy Console, Gala Armchair, Kirk Chest of Drawers, Dioniso Carpet



Orion Chest of Drawers, Rondò Mirror

Orion L Bed, Orion L Bedside Table, Vortex M Armchair



Orion Chest of Drawers, detail



Orion Console, Orion Q Mirror, Kazar Pouf



Grand Bench, Zen Carpet

Orion XL Bed, Orion XL Bedside Table, Orion Console, Vortex S Armchair, Rondò Mirror



Bolivar Writing Desk, detail



Bolivar Writing Desk, Gala Armchair, Trilogy T Mirror



CAPITAL

OFFICE
LIKE
A PROJECT
COME TRUE

CHAPTER .4





Bolivar Writing Desk, detail



Bolivar Writing Desk, Gala Armchair, Hug Bookcase, Bon Ton Armchair, Cookie Service Table, Musa Floor Lamp

“Sinché la forza di gravità non abbandonerà questa terra, ci sarà bisogno sempre di architetti colti che sanno costruire.”

“Untill the force of gravity will not leave the earth, we'll be always in need of learned architects.”

(Anonymus)



Olimpia XL Writing Desk



Olimpia XL Writing Desk, Diva XL Office Armchair, Bon Ton Armchair, Giselle 2.5 Bookcase



Olimpia L Writing Desk, Diva XL Office Armchair, Musa Table Lamp

“La vera creatività
comincia spesso dove
termina il linguaggio.”

“True creativity
often starts where
language ends.”

(Arthur Koestler, Writer and Philosopher)



Olimpia L Writing Desk



Diva XL Office Armchair, Musa Suspended Lamp

Lincoln XL Writing Desk




Lincoln XL Writing Desk, detail

“Non è quello che guardi che conta,
è quello che vedi.”
“It’s not what you look at that matters.
it’s what you see.”


(Henry David Thoreau, Writer)



Lincoln L Writing Desk, detail



Explorer XL Office Armchair, detail



Lincoln L Writing Desk, Explorer XL Office Armchair, Diva Lounge Chair, Allure Sofa, Jewel 70 Service Table, Lincoln Coffee Table



Biblo Bookcase

Mondrian Writing Desk, Diva XL Office Armchair, Trilogy R Mirror



Biblo Bookcase, detail

“Una bella cosa è per sempre una gioia: la
sua bellezza aumenta e
mai sparirà nel nulla.”

“A thing of beauty is a joy forever: its
loveliness increases; it will
never pass into nothingness.”

(John Keats, Poet)



Mondrian Writing Desk



Biblo Bookcase, detail



Diva Office XL Armchair



Match Sideboard

Mondrian Writing Desk, Diva XL Office Armchair, Diva L Office Armchair

"Il mio ufficio? La mia mente
è il mio ufficio."

"My office? My office is
my mind."


(Albert Einstein, Physical)




Tycoon L Writing Desk



Tycoon L Writing Desk, Diva XL Office Armchair



Tycoon L Writing Desk, detail



Tycoon L Writing Desk, detail


“Osare è perdere momentaneamente
l'equilibrio. Non osare è perdersi.”

“To dare is to lose one's footing momentarily.
Not to dare is to lose oneself.”

(Søren Kierkegaard, Philosopher)



Diva XL Office Armchair - Wood Version



Diva XL Office Armchair - Leather version



CAPITAL

LET
YOURSELF
BE
INSPIRED

CHAPTER 5

FABRICS

LASCIATI ISPIRARE
INSPIRE YOURSELF


Fabrics selection deeply influences our sensorial and emotional perception of a space. For this reason it is important to consider not only the aesthetic qualities of the fabric, but also its tactile properties and performance through time. In this way a simple piece of furniture becomes an integral part of the decor.



FABRICS

LASCIATI ISPIRARE
INSPIRE YOURSELF

La scelta dei tessuti influenza profondamente la nostra percezione sensoriale ed emotiva di uno spazio. Per questo è importante considerare non solo le qualità estetiche del tessuto, ma anche le sue proprietà tattili e le prestazioni nel tempo. In questo modo un arredo minimal diventa parte integrante del decoro.










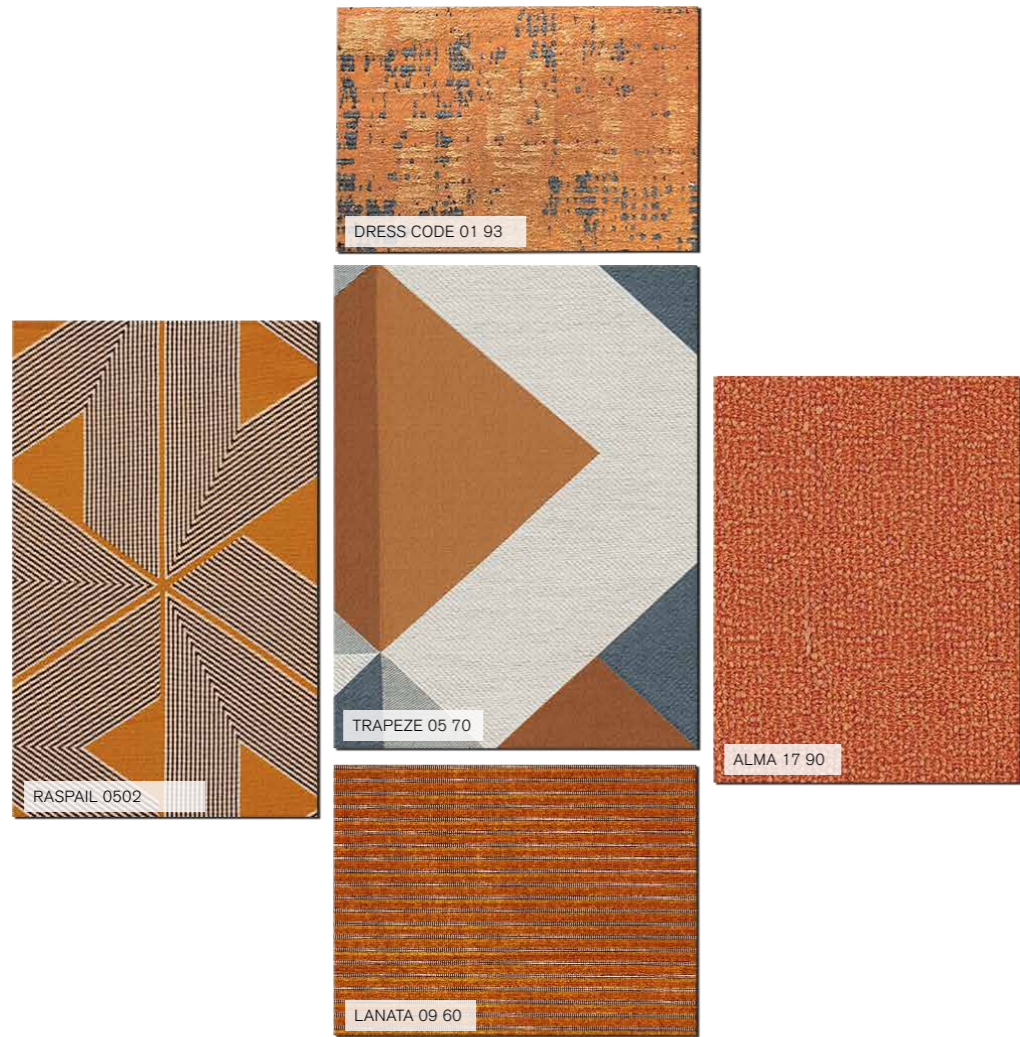
FABRICS

LASCIATI ISPIRARE
INSPIRE YOURSELF

Il tessuto è un connubio di colore, struttura e texture: materiali classici rivisitati con tecniche moderne e uniti ai più alti standard di lavorazione artigianale per conferire agli spazi scelti un senso di identità.

Fabric is a union of color, structure and texture: classic materials are revisited using modern techniques together with the highest standards of craftsmanship and give it a sense of identity.



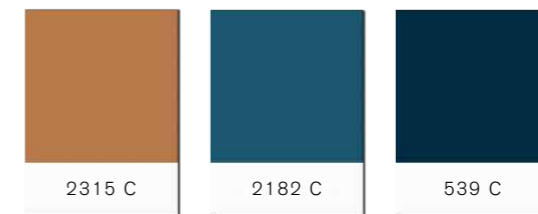
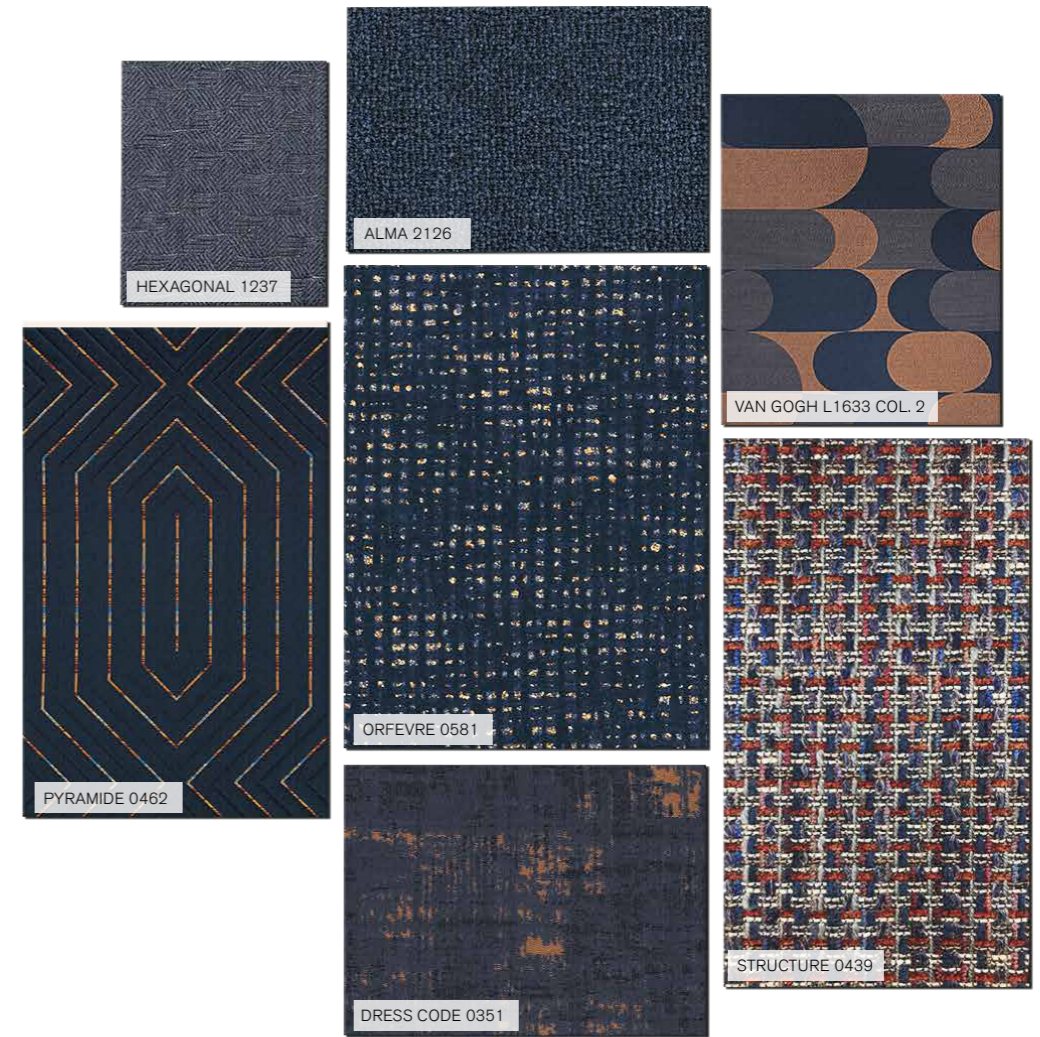






FABRICS


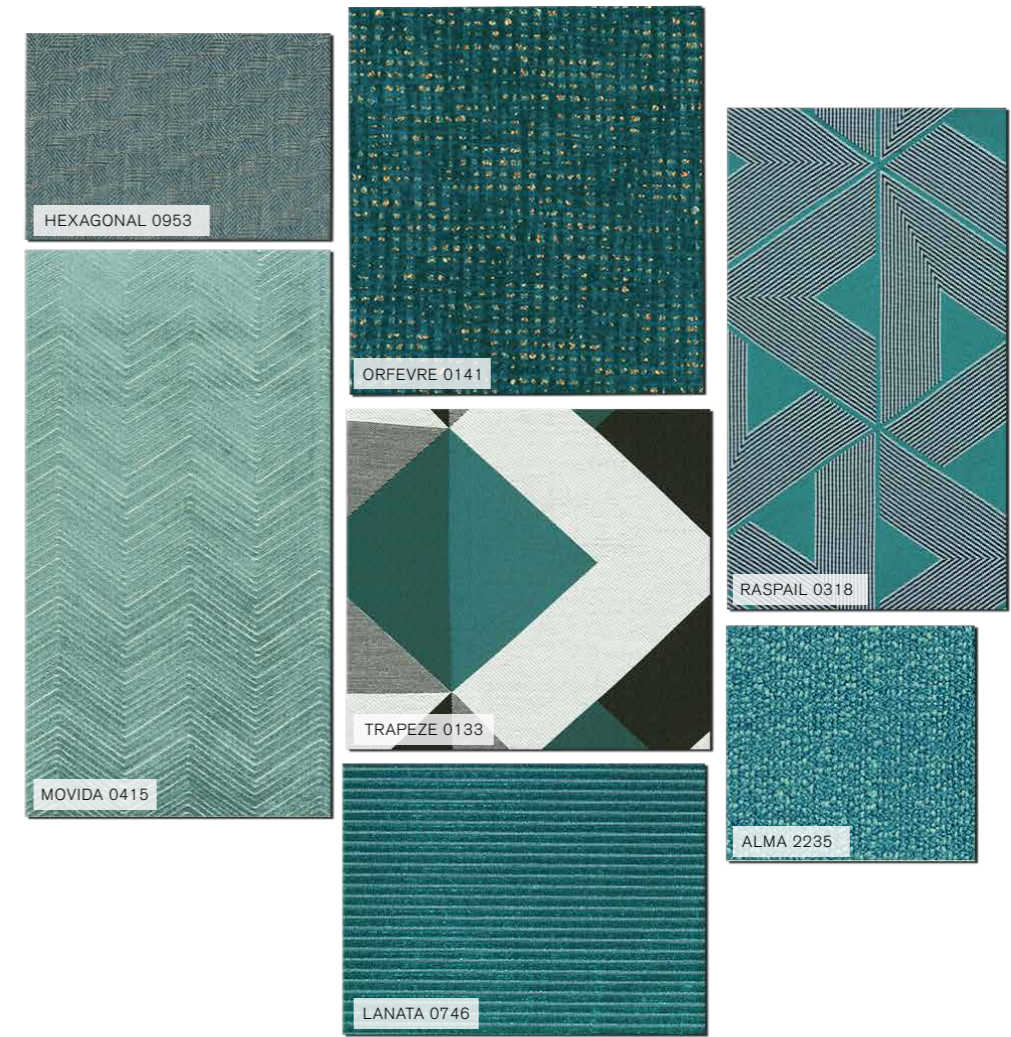

LASCIATI ISPIRARE
INSPIRE YOURSELF

La sofisticata lavorazione che esalta il design di un oggetto ed esalta la qualità del suo rivestimento serve anche a sottolineare la sensazione al tatto del tessuto, la sua consistenza e le sottili sfumature di colore. Sophisticated workmanship highlighting the design of an object and exalting the quality of its upholstery serves to emphasize the feeling of the fabric, its texture and the subtle nuances of color.









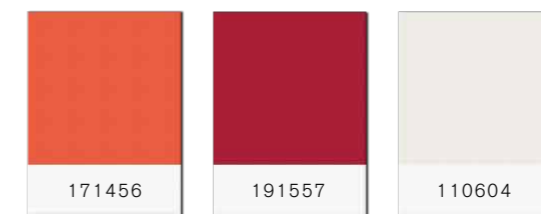
FABRICS

LASCIATI ISPIRARE
INSPIRE YOURSELF



Il binomio di texture e nuance valorizza il design di un oggetto esaltandone la qualità del suo rivestimento, la sua consistenza e il sottile sfumature di colore.

Binomial texture and nuances adds value to the object highlighting the quality, its upholstery, its consistence and color.



NABUK
LEATHER
PELLE

CAT. B Plain
CAT. C Rhombus
CAT. C Cannette
CAT. B Liscia
CAT. C Rombo
CAT. C Cannè

Nabuk leather made by first quality European hides.
Thickness mm 1.

Nabuk realizzato su pelli europee di prima scelta.
Spessore mm 1.



NABUK

Plain 04
Rhombus 04
Cannette 04
Liscia 04
Rombo 04
Cannè 04



NABUK

Plain 24
Rhombus 24
Cannette 24
Liscia 24
Rombo 24
Cannè 24



NABUK

Plain 12
Rhombus 12
Cannette 12
Liscia 12
Rombo 12
Cannè 12



NABUK

Plain 05
Rhombus 05
Cannette 05
Liscia 05
Rombo 05
Cannè 05



NABUK

Plain 15
Rhombus 15
Cannette 15
Liscia 15
Rombo 15
Cannè 15



NABUK

Plain 06
Rhombus 06
Cannette 06
Liscia 06
Rombo 06
Cannè 06



NABUK

Plain 10
Rhombus 10
Cannette 10
Liscia 10
Rombo 10
Cannè 10




NABUK
 Plain 18
 Rhombus 18
 Cannette 18
 Liscia 18
 Rombo 18
 Cannè 18



NABUK
 Plain 28
 Rhombus 28
 Cannette 28
 Liscia 28
 Rombo 28
 Cannè 28



NABUK
 Plain 27
 Rhombus 27
 Cannette 27
 Liscia 27
 Rombo 27
 Cannè 27



NABUK
 Plain 35
 Rhombus 35
 Cannette 35
 Liscia 35
 Rombo 35
 Cannè 35



NABUK
 Plain 02
 Rhombus 02
 Cannette 02
 Liscia 02
 Rombo 02
 Cannè 02



NABUK
 Plain 01
 Rhombus 01
 Cannette 01
 Liscia 01
 Rombo 01
 Cannè 01



NABUK
 Plain 09
 Rhombus 09
 Cannette 09
 Liscia 09
 Rombo 09
 Cannè 09

NATURAL GRAIN

LEATHER
PELLE

- CAT. B Plain
- CAT. C Rhombus
- CAT. C Cannette
- CAT. B Liscia
- CAT. C Rombo
- CAT. C Cannè

Natural grain leather, semi mat effect made by first quality European hides.
Thickness mm 1.

Primo fiore, grana naturale, effetto semi-opaco realizzata su pelli europee di prima scelta.
Spessore mm 1.



NATURAL GRAIN

- Plain Lino 2002
- Rhombus Lino 2002
- Cannette Lino 2002
- Liscia Lino 2002
- Rombo Lino 2002
- Cannè Lino 2002



NATURAL GRAIN

- Plain Cappuccino 2006
- Rhombus Cappuccino 2006
- Cannette Cappuccino 2006
- Liscia Cappuccino 2006
- Rombo Cappuccino 2006
- Cannè Cappuccino 2006



NATURAL GRAIN

- Plain Antracite 2011
- Rhombus Antracite 2011
- Cannette Antracite 2011
- Liscia Antracite 2011
- Rombo Antracite 2011
- Cannè Antracite 2011



NATURAL GRAIN

- Plain Canapa 2003
- Rhombus Canapa 2003
- Cannette Canapa 2003
- Liscia Canapa 2003
- Rombo Canapa 2003
- Cannè Canapa 2003



NATURAL GRAIN

- Plain Tortora 2015
- Rhombus Tortora 2015
- Cannette Tortora 2015
- Liscia Tortora 2015
- Rombo Tortora 2015
- Cannè Tortora 2015



NATURAL GRAIN

- Plain 2020 - 2021
- Rhombus 2020 - 2021
- Cannette 2020 - 2021
- Liscia 2020 - 2021
- Rombo 2020 - 2021
- Cannè 2020 - 2021



NATURAL GRAIN

- Plain TDM 2008
- Rhombus TDM 2008
- Cannette TDM 2008
- Liscia TDM 2008
- Rombo TDM 2008
- Cannè TDM 2008



NATURAL GRAIN

Plain Terracotta 2007
Rhombus Terracotta 2007
Cannette Terracotta 2007
Liscia Terracotta 2007
Rombo Terracotta 2007
Cannè Terracotta 2007



NATURAL GRAIN

Plain Aubergine 284
Rhombus Aubergine 284
Cannette Aubergine 284
Liscia Aubergine 284
Rombo Aubergine 284
Cannè Aubergine 284



NATURAL GRAIN

Plain Lamb 208
Rhombus Lamb 208
Cannette Lamb 208
Liscia Lamb 208
Rombo Lamb 208
Cannè Lamb 208



NATURAL GRAIN

Plain Nude Rose 6215
Rhombus Nude Rose 6215
Cannette Nude Rose 6215
Liscia Nude Rose 6215
Rombo Nude Rose 6215
Cannè Nude Rose 6215



NATURAL GRAIN

Plain Olive 6240
Rhombus Olive 6240
Cannette Olive 6240
Liscia Olive 6240
Rombo Olive 6240
Cannè Olive 6240



NATURAL GRAIN

Plain Bottle 262
Rhombus Bottle 262
Cannette Bottle 262
Liscia Bottle 262
Rombo Bottle 262
Cannè Bottle 262



NATURAL GRAIN

Plain Deep 275
Rhombus Deep 275
Cannette Deep 275
Liscia Deep 275
Rombo Deep 275
Cannè Deep 275



NATURAL GRAIN

Plain Lago 2024
Rhombus Lago 2024
Cannette Lago 2024
Liscia Lago 2024
Rombo Lago 2024
Cannè Lago 2024

VINTAGE

CAT. B LEATHER
CAT. B PELLE

** Quilted finishing not available**
** Non disponibile con finitura trapuntata**

Natural leather, vintage effect, mat appeal, made by first quality European hides.
Resistant to oil and water spills. Thickness mm 1.

Pelle naturale effetto vintage e appeal opaco realizzata su pelli europee di prima scelta, resistente ai liquidi a base oleosa e acquosa. Spessore mm 1.



VINTAGE
Plain 01
Liscia 01



VINTAGE
Plain 31
Liscia 31



VINTAGE
Plain 06
Liscia 06



VINTAGE
Plain 14
Liscia 14



VINTAGE
Plain 28
Liscia 28



VINTAGE
Plain 10
Liscia 10



VINTAGE
Plain 32
Liscia 32



VINTAGE
Plain 36
Liscia 36



VINTAGE
Plain 39
Liscia 39



VINTAGE
Plain 27
Liscia 27



VINTAGE
Plain 34
Liscia 34

SYNTHETIC LEATHER




SYNTHETIC LEATHER
PELLE SINTETICA

- CAT. A Plain
- CAT. A Rhombus
- CAT. A Cannette
- CAT. A Liscia
- CAT. A Rombo
- CAT. A Cannè

Made of PU / PVC on cotton satin. It has a "full grain leather" look, a soft and pleasant touch and a grain that is highlighted in a contrasting light opacity.
The delicate coloring that focuses on natural colors, together with the resistance to abrasion and fire, make this article the ideal material for elegant and sophisticated environments, both in domestic and contract use.

Realizzato in PVC/PU su raso di cotone presenta un aspetto tipo "pelle pieno fiore", con una mano morbida e piacevole ed una grana che si evidenzia in un leggerissimo contrasto di opacità. La coloritura delicata e calibrata sui colori naturali, assieme alle caratteristiche di resistenza all'abrasione ed al fuoco, rendono l'articolo ideale per ambienti eleganti e raffinati, sia domestici che contract.





SYNTHETIC LEATHER

Plain 7.E.L
Rhombus 7.E.L
Cannette 7.E.L
Liscia 7.E.L
Rombo 7.E.L
Cannè 7.E.L



SYNTHETIC LEATHER

Plain 6.M.4
Rhombus 6.M.4
Cannette 6.M.4
Liscia 6.M.4
Rombo 6.M.4
Cannè 6.M.4




SYNTHETIC LEATHER

Plain 2.D.G
Rhombus 2.D.G
Cannette 2.D.G
Liscia 2.D.G
Rombo 2.D.G
Cannè 2.D.G



SYNTHETIC LEATHER

Plain 2.E.2
Rhombus 2.E.2
Cannette 2.E.2
Liscia 2.E.2
Rombo 2.E.2
Cannè 2.E.2



SYNTHETIC LEATHER

Plain 8.H.3
Rhombus 8.H.3
Cannette 8.H.3
Liscia 8.H.3
Rombo 8.H.3
Cannè 8.H.3



SYNTHETIC LEATHER

Plain 2.E.B
Rhombus 2.E.B
Cannette 2.E.B
Liscia 2.E.B
Rombo 2.E.B
Cannè 2.E.B



VELVET

VELVET
VELLUTO

CAT. A Plain
CAT. B Quilted Rhombus
CAT. B Quilted Cannette
CAT. A Unito
CAT. B Rombo trapuntato
CAT. B Cannè trapuntato

Composition | Composizione: 100% Polyester
Width | Altezza: 140 cm
Weight | Peso: 430 gr/m
Martindale: 50.000 cycles
Cleaning Instructions | Istruzioni di lavaggio



Country of origin | Paese d'origine: ITA



VELVET

Plain White Ros 101
Rhombus White Ros 101
Cannette White Ros 101
Unito White Ros 101
Rombo White Ros 101
Cannè White Ros 101




VELVET

Plain Cream Sam 01
Rhombus Cream Sam 01
Cannette Cream Sam 01
Unito Cream Sam 01
Rombo Cream Sam 01
Cannè Cream sam 01




VELVET

Plain Champagne Sam 13
Rhombus Champagne Sam 13
Cannette Champagne Sam 13
Unito Champagne Sam 13
Rombo Champagne Sam 13
Cannè Champagne Sam 13



VELVET

Plain Lion Sam 02
Rhombus Lion Sam 02
Cannette Lion Sam 02
Unito Lion Sam 02
Rombo Lion Sam 02
Cannè Lion Sam 02




VELVET

Plain Teja Sam 12
Rhombus Teja Sam 12
Cannette Teja Sam 12
Unito Teja Sam 12
Rombo Teja Sam 12
Cannè Teja Sam 12





VELVET

Plain Rose Ros 107
Rhombus Rose Ros 107
Cannette Rose Ros 107
Unito Rose Ros 107
Rombo Rose Ros 107
Cannè Rose Ros 107



VELVET

Plain Cipria Ros 130
Rhombus Cipria Ros 130
Cannette Cipria Ros 130
Unito Cipria Ros 130
Rombo Cipria Ros 130
Cannè Cipria Ros 130



VELVET

Plain Khaki Sam 03
Rhombus Khaki Sam 03
Cannette Khaki Sam 03
Unito Khaki Sam 03
Rombo Khaki Sam 03
Cannè Khaki Sam 03



VELVET

Plain Honey Ros 103
Rhombus Honey Ros 103
Cannette Honey Ros 103
Unito Honey Ros 103 Rombo
Honey Ros 103
Cannè Honey Ros 103





VELVET

Plain Lavanda Ros 132
Rhombus Lavanda Ros 132
Cannette Lavanda Ros 132
Unito Lavanda Ros 132
Rombo Lavanda Ros 132
Cannè Lavanda Ros 132



VELVET

Plain Wine Sam 06
Rhombus Wine Sam 06
Cannette Wine Sam 06
Unito Wine Sam 06
Rombo Wine Sam 06
Cannè Wine Sam 06



VELVET

Plain Bordeaux Sam 05
Rhombus Bordeaux Sam 05
Cannette Bordeaux Sam 05
Unito Bordeaux Sam 05
Rombo Bordeaux Sam 05
Cannè Bordeaux Sam 05



VELVET

Plain Chocolate Sam 04
Rhombus Chocolate Sam 04
Cannette Chocolate Sam 04
Unito Chocolate Sam 04
Rombo Chocolate Sam 04
Cannè Chocolate Sam 04



VELVET

Plain Zafferano Ros 135
Rhombus Zafferano Ros 135
Cannette Zafferano Ros 135
Unito Zafferano Ros 135
Rombo Zafferano Ros 135
Cannè Zafferano Ros 135




VELVET

Plain Terracotta 5112
Rhombus Terracotta 5112
Cannette Terracotta 5112
Unito Terracotta 5112
Rombo Terracotta 5112
Cannè Terracotta 5112



VELVET

Plain Brown Ros 123
Rhombus Brown Ros 123
Cannette Brown Ros 123
Unito Brown Ros 123
Rombo Brown Ros 123
Cannè Brown Ros 123



VELVET

Plain Corallo Ros 126
Rhombus Corallo Ros 126
Cannette Corallo Ros 126
Unito Corallo Ros 126
Rombo Corallo Ros 126
Cannè Corallo Ros 126





VELVET

Plain Salvia Ros 116
Rhombus Salvia Ros 116
Cannette Salvia Ros 116
Unito Salvia Ros 116
Rombo Salvia Ros 116
Cannè Salvia Ros 116



VELVET

Plain Smeraldo Ros 118
Rhombus Smeraldo Ros 118
Cannette Smeraldo Ros 118
Unito Smeraldo Ros 118
Rombo Smeraldo Ros 118
Cannè Smeraldo Ros 118



VELVET

- Plain Light Blue Sam 14
- Rhombus Light Blue Sam 14
- Cannette Light Blue Sam 14
- Unito Light Blue Sam 14
- Rombo Light Blue Sam 14
- Cannè Light Blue Sam 14



VELVET

- Plain Safira Sam 09
- Rhombus Safira Sam 09
- Cannette Safira Sam 09
- Unito Safira Sam 09
- Rombo Safira Sam 09
- Cannè Safira Sam 09




VELVET

- Plain Pearl Ros 109
- Rhombus Pearl Ros 109
- Cannette Pearl Ros 109
- Unito Pearl Ros 109
- Rombo Pearl Ros 109
- Cannè Pearl Ros 109



VELVET

- Plain Anthracite Ros 138
- Rhombus Anthracite Ros 138
- Cannette Anthracite Ros 138
- Unito Anthracite Ros 138
- Rombo Anthracite Ros 138
- Cannè Anthracite Ros 138



VELVET

- Plain Dark Blue Sam 10
- Rhombus Dark Blue Sam 10
- Cannette Dark Blue Sam 10
- Unito Dark Blue Sam 10
- Rombo Dark Blue Sam 10
- Cannè Dark Blue Sam 10



VELVET

- Plain Deep Blue Sam 11
- Rhombus Deep Blue Sam 11
- Cannette Deep Blue Sam 11
- Unito Deep Blue Sam 11
- Rombo Deep Blue Sam 11
- Cannè Deep Blue Sam 11



VELVET

- Plain Black Sam 08
- Rhombus Black Sam 08
- Cannette Black Sam 08
- Unito Black Sam 08
- Rombo Black Sam 08
- Cannè Black Sam 08

SATEEN

CAT. A POLYSILK
CAT. A POLISETA

Composition Composizione
Silk effect, 60% COTTON, 40% POLYESTER
Width Altezza 137 cm
Weight Peso 220 gr/m
Martindale 35.000 cycles
Cleaning Instructions Istruzioni di lavaggio



POLYSILK
.0705



POLYSILK
.7509



POLYSILK
.1531



POLYSILK
.1628



POLYSILK
.8539



POLYSILK
.7611



POLYSILK
.8223



POLYSILK
.8427



POLYSILK
.2358



POLYSILK
.7815



POLYSILK
.7917



POLYSILK
.1068

SATEEN

CAT. A POLYSILK
CAT. A POLISETA

Composition Composizione
Silk effect, 60% COTTON, 40% POLYESTER
Width Altezza 137 cm
Weight Peso 220 gr/m
Martindale 35.000 cycles
Cleaning Instructions Istruzioni di lavaggio



POLYSILK
.2941



POLYSILK
.4559



POLYSILK
.6069



POLYSILK
.6895



POLYSILK
.0389



POLYSILK
.8947



POLYSILK
.7305



POLYSILK
.5457

WOOD VENEERS

WOOD VENEERS ESSENZE

I legni utilizzati sono di prima scelta, stagionati ed essiccati naturalmente. L'azienda utilizza supporti di listellare di pioppo e per le finiture laccate lucide al poliestere supporti in mdf per garantire il migliore effetto di finitura e brillantezza.

First choice, naturally seasoned and dried woods.
The company uses a base made of poplar blockboard and MDF baseboards for the gloss lacquered polyester finishes to ensure the best finishing and polishing effects.



VENEER
Rovere Termotrattato lucido
Glossy Smoke Oak



VENEER
Eucalipto Frisé Lucido
Glossy Eucalyptus Frisé



VENEER
Rovere Termotrattato opaco
Mat Smoke Oak



VENEER
Eucalipto Frisé Opaco
Mat Eucalyptus Frisé



VENEER
Ebano Lucido
Glossy Ebony



VENEER
Ebano Precomposto Lucido
Recomposed Glossy Ebony



VENEER
Palissandro Lucido
Glossy Rosewood



VENEER
Noce Canaletto Lucido
Glossy Canletto Walnut



VENEER
Ebano Opaco
Mat Ebony



VENEER
Ebano Precomposto Opaco
Mat Recomposed Ebony



VENEER
Palissandro Opaco
Mat Rosewood



VENEER
Noce Canaletto Opaco
Mat Canletto Walnut



VENEER
Beige Taupe Laccato Lucido
Glossy Lacquered Beige Taupe



VENEER
Nero Laccato Lucido
Glossy Lacquered Black



VENEER
Beige Taupe Laccato Opaco
Mat Lacquered Beige Taupe




VENEER
Nero Laccato Opaco
Mat Lacquered Black



SPECIAL VENEER**
**Disponibile solo per Collezione ZEFIRO
**Available only for ZEFIRO Collection
Versione bicolore /moka coffee
Two-tone version /moka coffee
Finitura Lucido o Opaco
Glossy or Mat Finishing



SPECIAL VENEER**
**Disponibile solo per Collezione ZEFIRO
**Available only for ZEFIRO Collection
Versione bicolore /grafite carbone
Two-tone version /graphite charcoal
Finitura Lucido o Opaco
Glossy or Mat Finishing



MARBLES

MARBLES
MARMI

All marbles come from Italian marble quarries after the selection of best blocks that are skillfully treated to grant the best finishing and polishing.

Tutti i marmi utilizzati provengono da cave italiane.
Dopo un'attenta selezione, i blocchi vengono lavorati sapientemente per garantire la miglior finitura e lucidatura.



MARBLE
Lasa Classico
Classic Lasa




MARBLE
Sahara Noir
Sahara Noir



MARBLE
Bianco Calacatta Classic
Classic White Calacatta



MARBLE
Grigio Orobico
Grigio Orobico



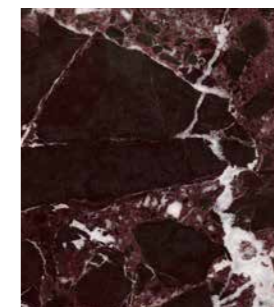
MARBLE
Nero Marquinia
Black Marquinia



MARBLE
Emperador
Emperador



MARBLE
Bianco Carrara
White Carrara




MARBLE
Rosso Lepanto
Rosso Lepanto

METAL FINISHES

FINITURE METALLICHE
METAL FINISHES

Tutte le parti metalliche subiscono un trattamento con bagno galvanico in vasche dedicate alle varie finiture al fine di garantire un eccellente risultato in termini di lucentezza e uniformità.

All metal parts are treated with a galvanic bath in separate tanks for the different finishes to ensure an excellent result in terms of brightness and uniformity.



SPECIAL
METAL FINISHING**

Titanio Opaco
Mat Titanium




METAL FINISHING

Mat Gold
Oro Opaco



METAL FINISHING

Polished Chrome
Cromo Lucido




METAL FINISHING

Polished Brass
Bronzo Lucido



METAL FINISHING

Polished Spotted Pewter
Peltro Lucido Macchiato





ALLURE

Poltrona · Divano
Armchair · Sofa

Design by BOATTOMARTINOstudio

POLTRONA | ARMCHAIR

Lph | Wdh (cm) 100 x 90 x 84
H seduta | H seat (cm) 42
H bracciolo | H arm (cm) 74
Peso | Weight (kg) 56
Volume | Volume (m³) 1



DIVANO 200 | SOFA 200

Lph | Wdh (cm) 200 x 91 x 84
H seduta | H seat (cm) 42
H bracciolo | H arm (cm) 74
Peso | Weight (kg) 100
Volume | Volume (m³) 2



DIVANO 260 | SOFA 260

Lph | Wdh (cm) 260 x 91 x 84
H seduta | H seat (cm) 42
H bracciolo | H arm (cm) 74
Peso | Weight (kg) 110
Volume | Volume (m³) 2,5



BON TON

Poltrona · Divano
Armchair · Sofa

Design by BOATTOMARTINOstudio

POLTRONA | ARMCHAIR

Lph | Wdh (cm) 73 x 69 x 86
H seduta | H seat (cm) 45
H bracciolo | H arm (cm) -
Peso | Weight (kg) 30
Volume | Volume (m³) 0,7



DIVANO 230 | SOFA 230

Lph | Wdh (cm) 230 x 110 x 86
H seduta | H seat (cm) 44
H bracciolo | H arm (cm) -
Peso | Weight (kg) 140
Volume | Volume (m³) 2,7



DIVANO 270 | SOFA 270

Lph | Wdh (cm) 270 x 110 x 86
H seduta | H seat (cm) 44
H bracciolo | H arm (cm) -
Peso | Weight (kg) 160
Volume | Volume (m³) 3,2



BON TON

Chaise Longue
Chaise Longue

Design by BOATTOMARTINOstudio

CHAISE LONGUE | CHAISE LONGUE

Lph | Wdh (cm) 160 x 90 x 86
H seduta | H seat (cm) 44
H bracciolo | H arm (cm) -
Peso | Weight (kg) 45
Volume | Volume (m³) 1,6



AUDREY

Poltrona
Armchair

Design by BOATTOMARTINOstudio

AUDREY - S

Lph | Wdh (cm) 72 x 73 x 77
H seduta | H seat (cm) 45
H bracciolo | H arm (cm) 62
Peso | Weight (kg) 25
Volume | Volume (m³) 0,5



AUDREY - M

Lph | Wdh (cm) 85 x 80 x 80
H seduta | H seat (cm) 44
H bracciolo | H arm (cm) 64
Peso | Weight (kg) 28
Volume | Volume (m³) 0,8



DIVA LOUNGE

Poltrona · Pouf
Armchair · Pouf

Design by BOATTOMARTINOstudio

POLTRONA | ARMCHAIR

Lph | Wdh (cm) 65 x 95 x 90
H seduta | H seat (cm) 42
H bracciolo | H arm (cm) 55
Peso | Weight (kg) 20
Volume | Volume (m³) 0,7



POUF | POUF

Lph | Wdh (cm) 69 x 52 x 41
H seduta | H seat (cm) 41
H bracciolo | H arm (cm) -
Peso | Weight (kg) 5
Volume | Volume (m³) 0,2

KEY WEST

Poltrona · Chaise Longue
Armchair · Chaise Longue

Design by CAPITAL CREATIVE Lab

ARMCHAIR | POLTRONA

Lph | Wdh (cm) 75 x 75 x 79
H seduta | H seat (cm) 45
H bracciolo | H arm (cm) -
Peso | Weight (kg) 27
Volume | Volume (m³) 0,6



CHAISE LONGUE | CHAISE LONGUE

Lph | Wdh (cm) 75 x 150 x 79
H seduta | H seat (cm) 45
H bracciolo | H arm (cm) -
Peso | Weight (kg) 44
Volume | Volume (m³) 1,1



GRAND

Poltrona · Divano
Armchair · Sofa

Design by BOATTOMARTINOstudio

POLTRONA | ARMCHAIR

Lph | Wdh (cm) 115 x 103 x 67
H seduta | H seat (cm) 42
H bracciolo | H arm (cm) 60
Peso | Weight (kg) 50
Volume | Volume (m³) 1



DIVANO 2P | SOFA 2P

Lph | Wdh (cm) 230 x 103 x 67
H seduta | H seat (cm) 42
H bracciolo | H arm (cm) 67
Peso | Weight (kg) 113
Volume | Volume (m³) 2



DIVANO 3P | SOFA 3P

Lph | Wdh (cm) 315 x 103 x 67
H seduta | H seat (cm) 42
H bracciolo | H arm (cm) 67
Peso | Weight (kg) 141
Volume | Volume (m³) 2,6



OXFORD

Poltrona · Divano
Armchair · Sofa

Design by CAPITAL CREATIVE Lab

POLTRONA | ARMCHAIR

Lph | Wdh (cm) 80 x 75 x 86
H seduta | H seat (cm) 42
H bracciolo | H arm (cm) 70
Peso | Weight (kg) 25
Volume | Volume (m³) 0,7



DIVANO 2S | SOFA 2S

Lph | Wdh (cm) 166 x 75 x 86
H seduta | H seat (cm) 44
H bracciolo | H arm (cm) 67
Peso | Weight (kg) 48
Volume | Volume (m³) 1,3



DIVANO 3S | SOFA 3S

Lph | Wdh (cm) 206 x 75 x 86
H seduta | H seat (cm) 44
H bracciolo | H arm (cm) 67
Peso | Weight (kg) 52
Volume | Volume (m³) 1,6



OVERLAND

Divano
Sofa

Design by CAPITAL CREATIVE Lab

DIVANO | SOFA

Lph | Wdh (cm) 300 x 101 x 80
H seduta | H seat (cm) 44
H bracciolo | H arm (cm) 80
Peso | Weight (kg) 153
Volume | Volume (m³) 3



OYSTER

Divano Angolare
Corner Sofa

Design by LUCA SCACCHETTI

DIVANO ANGOLARE | CORNER SOFA

Lph | Wdh (cm) 418 x 315 x 84
H seduta | H seat (cm) 45
H bracciolo | H arm (cm) 67
Peso | Weight (kg) 210
Volume | Volume (m³) 6,6



OYSTER

Poltrona · Divano
Armchair · Sofa

Design by LUCA SCACCHETTI

POLTRONA | ARMCHAIR

Lph | Wdh (cm) 115 x 104 x 84
H seduta | H seat (cm) 45
H bracciolo | H arm (cm) 67
Peso | Weight (kg) 45
Volume | Volume (m³) 1,2



DIVANO 2P | SOFA 2P

Lph | Wdh (cm) 230 x 104 x 84
H seduta | H seat (cm) 45
H bracciolo | H arm (cm) 67
Peso | Weight (kg) 103,5
Volume | Volume (m³) 2,5



DIVANO 3P | SOFA 3P

Lph | Wdh (cm) 316 x 104 x 84
H seduta | H seat (cm) 45
H bracciolo | H arm (cm) 67
Peso | Weight (kg) 111,5
Volume | Volume (m³) 3,3



OTIUM

Divano
Sofa

Design by BOATTOMARTINOstudio

DIVANO | SOFA

Lph | Wdh (cm) 300 x 139 x 78
H seduta | H seat (cm) 43
H bracciolo | H arm (cm) 78
Peso | Weight (kg) 145
Volume | Volume (m³) 3,4



*Disponibile solo versione destra
*Available only right version



KIND OF PEOPLE

Divano
Sofa

Design by CAPITAL CREATIVE Lab

DIVANO 2P | SOFA 2P

Lph | Wdh (cm) 240 x 110 x 115
H seduta | H seat (cm) 45
H bracciolo | H arm (cm) 70
Peso | Weight (kg) 109,5
Volume | Volume (m³) 3,6



DIVANO 3P | SOFA 3P

Lph | Wdh (cm) 300 x 110 x 115
H seduta | H seat (cm) 45
H bracciolo | H arm (cm) 70
Peso | Weight (kg) 128
Volume | Volume (m³) 4,6



VORTEX

Poltrona
Armchair

Design by CAPITAL CREATIVE Lab

VORTEX - S

Lph | Wdh (cm) 60 x 56 x 63
H seduta | H seat (cm) 43
H bracciolo | H arm (cm) 65
Peso | Weight (kg) 15
Volume | Volume (m³) 0,3



VORTEX - M

Lph | Wdh (cm) 69 x 60 x 90
H seduta | H seat (cm) 43
H bracciolo | H arm (cm) -
Peso | Weight (kg) 18
Volume | Volume (m³) 0,5



GRAND

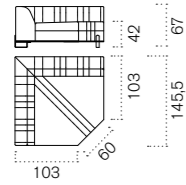
Divano Modulare
Modular Sofa

Design by BOATTOMARTINOstudio

Grand è un sistema modulare di sedute estremamente versatile. Nasce da uno sviluppo progettuale articolato per rispondere a spazi ed architetture dal carattere molto diverso tra loro. Si declina in infinite composizioni tutte riconducibili alle principali morfologie di progetto.

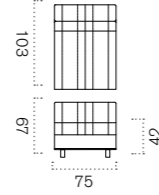
Grand is an extremely versatile modular seating system. It is born from a well-structured project, to meet different spaces and architectures. It's the declension in endless compositions for all your needs.





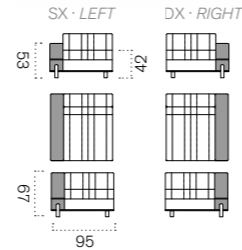
MOD. ANGOLARE | CORNER MODULE

Lph | Wdh 145,5 x 145,5 x 67 cm - H seduta | H seat 42 cm - H bracciolo | H arm 67 cm - Peso | Weight 60 kg - Volume | Volume 1,8 m³



MOD. 1 POSTO senza bracciolo | 1 SEAT
MOD. without arm

Lph | Wdh 75 x 103 x 67 cm - H seduta | H seat 42 cm - Peso | Weight 40 kg - Volume | Volume 0,7 m³



MOD. 1 POSTO con bracciolo | 1 SEAT
MOD. with arm

Lph | Wdh 95 x 103 x 67 cm - H seduta | H seat 42 cm - H bracciolo | H arm 67/53 cm - Peso | Weight 50 kg - Volume | Volume 0,9 m³



MODULO POUF RETTANGOLARE |
RECTANGULAR POUF MODULE

Lph | Wdh 75 x 103 x 42 cm - H seduta | H seat 42 cm - Peso | Weight 32 kg - Volume | Volume 0,45 m³



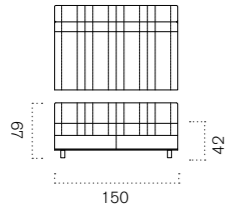
MODULO TAVOLO BASSO RETTANGOLARE
RECTANGULAR COFFEE TABLE MODULE

Lph | Wdh 75 x 103 x 28 cm - Peso Piano legno | Weight Wooden Top (Kg) 50 - Peso Piano marmo | Weight Marble Top (Kg) 70 - Volume | Volume 0,35 m³



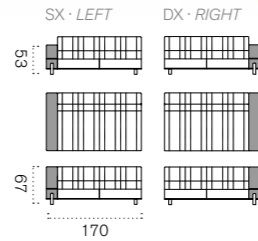
.145 MODULO TAVOLO BASSO |
.145 COFFEE TABLE MODULE

Lph | Wdh 145 x 145 x 40 cm - Peso Piano legno | Weight Wooden Top (Kg) 65 - Peso Piano marmo | Weight Marble Top (Kg) 96 - Volume | Volume 0,8 m³



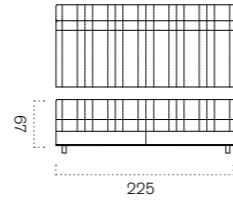
MOD. 2 POSTI senza bracciolo | 2 SEATS
MOD. without arm

Lph | Wdh 150 x 103 x 67 cm - H seduta | H seat 42 cm - Peso | Weight 80 kg - Volume | Volume 1,3 m³



MOD. 2 POSTI con bracciolo | 2 SEATS
MOD. with arm

Lph | Wdh 170 x 103 x 67 cm - H seduta | H seat 42 cm - H bracciolo | H arm 67/53 cm - Peso | Weight 90 kg - Volume | Volume 1,5 m³



MOD. 3 POSTI senza bracciolo | 3 SEATS
MOD. without arm

Lph | Wdh 225 x 103 x 67 cm - H seduta | H seat 42 cm - Peso | Weight 105 kg - Volume | Volume 1,9 m³



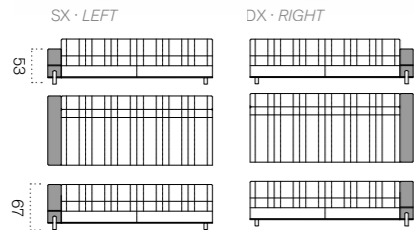
MODULO POUF QUADRATO |
SQUARE POUF MODULE

Lph | Wdh 103 x 103 x 42 cm - H seduta | H seat 42 cm - Peso | Weight 45 kg - Volume | Volume 0,65 m³



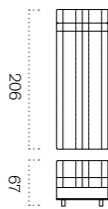
MODULO TAVOLO BASSO QUADRATO |
SQUARE COFFEE TABLE MODULE

Lph | Wdh 103 x 103 x 28 cm - Peso Piano legno | Weight Wooden Top (Kg) 57 - Peso Piano marmo | Weight Marble Top (Kg) 87 - Volume | Volume 0,5 m³



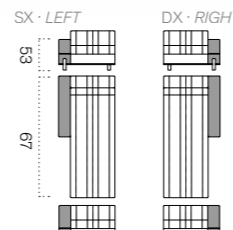
MOD. 3 POSTI con bracciolo | 3 SEATS
MOD. with arm

Lph | Wdh 245 x 103 x 67 cm - H seduta | H seat 42 cm - H bracciolo | H arm 67/53 cm - Peso | Weight 120 kg - Volume | Volume 2,1 m³



MOD. CHAISE LONGUE senza bracciolo |
CHAISE LONGUE MOD. without arm

Lph | Wdh 75 x 206 x 67 cm - H seduta | H seat 42 cm - Peso | Weight 65 kg - Volume | Volume 1,2 m³



MOD. CHAISE LONGUE con bracciolo |
CHAISE LONGUE MOD. with arm

Lph | Wdh 95 x 206 x 67 cm - H seduta | H seat 42 cm - H bracciolo | H arm 67/53 cm - Peso | Weight 72 kg - Volume | Volume 1,4 m³

OYSTER

Pouf
Pouf

Design by LUCA SCACCHETTI

POUF | POUF

Lph | Wdh (cm) 115 x 115 x 45
H seduta | H seat (cm) 45
H bracciolo | H arm (cm) -
Peso | Weight (kg) 37,5
Volume | Volume (m³) 0,8



GRAND

Pouf
Pouf

Design by BOATTOMARTINOstudio

POUF | POUF

Lph | Wdh (cm) 115 x 115 x 42
H seduta | H seat (cm) 42
H bracciolo | H arm (cm) -
Peso | Weight (kg) 41,5
Volume | Volume (m³) 0,8



TOULOUSE

Pouf
Pouf

Design by CAPITAL CREATIVE Lab

TOULOUSE .60
POUF

Dh | Dh (cm) 64 x 54
H seduta | H seat (cm) 54
H bracciolo | H arm (cm) -
Peso | Weight (kg) 10,4
Volume | Volume (m³) 0,3



TOULOUSE .90
POUF

Lph | Wdh (cm) 90 x 90 x 42
H seduta | H seat (cm) 42
H bracciolo | H arm (cm) -
Peso | Weight (kg) 14
Volume | Volume (m³) 0,5



KAZAR · KERAZ

Pouf
Pouf

Design by CAPITAL CREATIVE Lab

KAZAR POUF

Dh | Dh (cm) 80 x 42
H seduta | H seat (cm) 42
H bracciolo | H arm (cm) -
Peso | Weight (kg) 16
Volume | Volume (m³) 0,35



KERAZ POUF

Lph | Wdh (cm) 90 x 90 x 42
H seduta | H seat (cm) 42
H bracciolo | H arm (cm) -
Peso | Weight (kg) 22
Volume | Volume (m³) 0,5



MAJESTIC

Pouf
Pouf

Design by BOATTOMARTINOstudio

POUF | POUF

Lph | Wdh (cm) 90 x 90 x 42
H seduta | H seat (cm) 42
H bracciolo | H arm (cm) -
Peso | Weight (kg) 26
Volume | Volume (m³) 0,5



GRAND R

Tavolo Basso
Coffee Table

Design by BOATTOMARTINOstudio

TAVOLO BASSO | COFFEE TABLE

Lph | Lph (cm) 75 x 103 x 30
Peso Piano legno | Weight Wooden Top (Kg) 53
Peso Piano marmo | Weight Marble Top (Kg) 73
Volume | Volume (m³) 0,4



GRAND Q

Tavolo Basso
Coffee Table

Design by BOATTOMARTINOstudio

TAVOLO COFFEE | COFFEE TABLE

Lph | Lph (cm) 103 x 103 x 30
Peso Piano legno | Weight Wooden Top (Kg) 60
Peso Piano marmo | Weight Marble Top (Kg) 90
Volume | Volume (m³) 0,55



ALIAS

Tavolo Basso · Servitore
Coffee Table · Service Table

Design by CAPITAL CREATIVE Lab

ALIAS - Q
SERVITORE | SERVICE TABLE

Lph | Wdh (cm) 70 x 70 x 46
Peso | Weight (kg) 30
Volume | Volume (m³) 0,35



ALIAS - R
TAVOLO BASSO | COFFEE TABLE

Lph | Wdh (cm) 140 x 70 x 46
Peso | Weight (kg) 37,5
Volume | Volume (m³) 0,6



HUGO

Servitore
Service Table

Design by CAPITAL CREATIVE Lab

HUGO - M
SERVITORE | SERVICE TABLE

Lph | Wdh (cm) 34 x 48 x 56
Peso | Weight (kg) 36
Volume | Volume (m³) 0,15



HUGO - L
SERVITORE CON LAMPADA | SERVICE
TABLE WITH LAMP

Lph | Wdh (cm) 34 x 48 x 80
Peso | Weight (kg) 38
Volume | Volume (m³) 0,2



BLACK TIE

Tavolo Basso · Servitore
Coffee Table · Service Table

Design by CAPITAL CREATIVE Lab

BLACK TIE - D70
SERVITORE | SERVICE TABLE

Dh | Dh (cm) 70 x 55
Peso | Weight (kg) 21
Volume | Volume (m³) 0,3



BLACK TIE - D90
TAVOLO BASSO | COFFEE TABLE

Dh | Dh (cm) 90 x 45
Peso | Weight (kg) 32
Volume | Volume (m³) 0,5



BLACK TIE - E120
TAVOLO BASSO | COFFEE TABLE

Lph | Wdh (cm) 121 x 66 x 45
Peso | Weight (kg) 40
Volume | Volume (m³) 0,5



COOKIE

Tavolo Basso · Servitore
Coffee Table · Service Table

Design by BOATTOMARTINOstudio

COOKIE SERVICE
SERVITORE | SERVICE TABLE

Dh | Dh (cm) 50 x 60
Peso Piano legno | Weight Wooden Top (Kg) 29
Peso Piano marmo | Weight Marble Top (Kg) 40
Volume | Volume (m³) 0,2



COOKIE COFFEE
TAVOLO BASSO | COFFEE TABLE

Dh | Dh (cm) 100 x 41
Peso Piano legno | Weight Wooden Top (Kg) 57
Peso Piano marmo | Weight Marble Top (Kg) 87
Volume | Volume (m³) 0,5



ARISTO

Tavolo Basso · Servitore
Coffee Table · Service Table

Design by CAPITAL CREATIVE Lab

ARISTO - MQ
SERVITORE | SERVICE TABLE

Lph | Wdh (cm) 47 x 47 x 54
Peso | Weight (kg) 14,4
Volume | Volume (m³) 0,2



ARISTO - LQ
SERVITORE | SERVICE TABLE

Lph | Wdh (cm) 62 x 62 x 54
Peso | Weight (kg) 23
Volume | Volume (m³) 0,3



ARISTO - XQ
TAVOLO BASSO | COFFEE TABLE

Lph | Wdh (cm) 90 x 90 x 35
Peso | Weight (kg) 37,5
Volume | Volume (m³) 0,4



ARISTO

Tavolo Basso · Servitore
Coffee Table · Service Table

Design by CAPITAL CREATIVE Lab

ARISTO - M
SERVITORE | SERVICE TABLE

Dh | Dh (cm) 60 x 54
Peso | Weight (kg) 14,4
Volume | Volume (m³) 0,25



ARISTO - L
SERVITORE | SERVICE TABLE

Dh | Dh (cm) 80 x 54
Peso | Weight (kg) 23
Volume | Volume (m³) 0,4



ARISTO - XL
TAVOLO BASSO | COFFEE TABLE

Dh | Dh (cm) 120 x 34
Peso | Weight (kg) 37,5
Volume | Volume (m³) 0,6




ECLECTIC

Tavolo Basso
Coffee Table

Design by CAPITAL CREATIVE Lab

ECLECTIC - Q
TAVOLO BASSO | COFFEE TABLE

Lph | Wdh (cm) 130 x 130 x 37
Peso Piano legno | Weight Wooden Top (Kg) 40
Peso Piano marmo | Weight Marble Top (Kg) 80
Volume | Volume (m³) 0,9



ECLECTIC - R
TAVOLO BASSO | COFFEE TABLE

Lph | Wdh (cm) 150 x 90 x 37
Peso Piano legno | Weight Wooden Top (Kg) 30
Peso Piano marmo | Weight Marble Top (Kg) 60
Volume | Volume (m³) 0,7



JEWEL

Tavolo Basso · Servitore
Coffee Table · Service Table

Design by BOATTOMARTINOstudio

JEWEL .70
SERVITORE | SERVICE TABLE

Dh | Dh (cm) 70 x 52
Peso Piano legno | Weight Wooden Top (Kg) 20
Peso Piano marmo | Weight Marble Top (Kg) 30
Volume | Volume (m³) 0,3



JEWEL .90
TAVOLO BASSO | COFFEE TABLE

Dh | Dh (cm) 90 x 42
Peso Piano legno | Weight Wooden Top (Kg) 30
Peso Piano marmo | Weight Marble Top (Kg) 66
Volume | Volume (m³) 0,5



KIRON

Servitore
Service Table

Design by CAPITAL CREATIVE Lab

SERVITORE | SERVICE TABLE

Dh | Wdh (cm) 60 x 55
Peso Piano legno | Weight Wooden Top (Kg) 18
Peso Piano marmo | Weight Marble Top (Kg) 25
Volume | Volume (m³) 0,25



KHERO

Servitore
Service Table

Design by CAPITAL CREATIVE Lab

SERVITORE | SERVICE TABLE

Dh | Dh (cm) 50 x 50
Peso | Weight (kg) 11
Volume | Volume (m³) 0,2



LINCOLN

Tavolo Basso
Coffee Table

Design by BOATTOMARTINOstudio

TAVOLO BASSO | COFFEE TABLE

Lph | Wdh (cm) 150 x 90 x 40
Peso | Weight (kg) 47
Volume | Volume (m³) 0,8



MUST

Tavolo Basso · Servitore
Coffee Table · Service Table

Design by CAPITAL CREATIVE Lab

MUST
SERVITORE | SERVICE TABLE

Lph | Wdh (cm) 90 x 90 x 44
Peso | Weight (kg) 42
Volume | Volume (m³) 0,5



MUST
TAVOLO BASSO | COFFEE TABLE

Lph | Wdh (cm) 160 x 90 x 44
Peso | Weight (kg) 63
Volume | Volume (m³) 0,8



KONG S

Servitore
Service Table

Design by CAPITAL CREATIVE Lab

SERVITORE | SERVICE TABLE

Dh | Dh (cm) 70 x 65
Peso | Weight (kg) 28
Volume | Volume (m³) 0,35



KOVAL

Tavolo Basso
Coffee Table

Design by CAPITAL CREATIVE Lab

KOVAL
TAVOLO BASSO | COFFEE TABLE

Lph | Wdh (cm) 160 x 80 x 42
Peso | Weight (kg) 54
Volume | Volume (m³) 0,7



KOVAL - T
TAVOLO BASSO | COFFEE TABLE

Dh | Dh (cm) 120 x 42
Peso | Weight (kg) 56
Volume | Volume (m³) 0,75

NUAGE

Tavolo Basso · Servitore
Coffee Table · Service Table

Design by CAPITAL CREATIVE Lab

NUAGE
SERVITORE | SERVICE TABLE

Dh | Dh (cm) 62 x 62
Peso Piano legno | Weight Wooden Top (Kg) 18
Peso Piano marmo | Weight Marble Top (Kg) 32
Volume | Volume (m³) 0,3



NUAGE
TAVOLO BASSO | COFFEE TABLE

Dh | Dh (cm) 122 x 44
Peso Piano legno | Weight Wooden Top (Kg) 33
Peso Piano marmo | Weight Marble Top (Kg) 73
Volume | Volume (m³) 0,8

ALMA

Servitore
Service Table

Design by CAPITAL CREATIVE Lab

SERVITORE | SERVICE TABLE

Dh | Dh (cm) 60 x 48
Peso | Weight (kg) 30
Volume | Volume (m³) 0,3



HUG L

Credenza
Sideboard

Design by LUCA SCACCHETTI

CREDENZA | SIDEBOARD

Lph | Wdh (cm) 220 x 50 x 80
Peso | Weight (kg) 115
Volume | Volume (m³) 1,2



MATCH

Credenza
Sideboard

Design by BOATTOMARTINOstudio

CREDENZA | SIDEBOARD

Lph | Wdh (cm) 228 x 51 x 90
Peso | Weight (kg) 127
Volume | Volume (m³) 1,4



ZEFIRO

Credenza - Mobile Contenitore
Sideboard - Cabinet

Design by BOATTOMARTINOstudio

CREDENZA | SIDEBOARD

Lph | Wdh (cm) 220 x 50 x 90
Peso | Weight (kg) 157
Volume | Volume (m³) 1,4



MOBILE CONTENITORE | CABINET

Lph | Wdh (cm) 112 x 50 x 156
Peso | Weight (Kg) 140
Volume | Volume (m³) 1,15



MAJESTIC

Credenza
Sideboard

Design by CAPITAL CREATIVE Lab

CREDENZA | SIDEBOARD

Lph | Wdh (cm) 240 x 50 x 75
Peso struttura top in legno | Weight structure with wooden top (Kg) 180
Peso Struttura top in marmo | Weight structure with marble top (Kg) 230
Volume | Volume (m³) 1,3



PRISMA

Credenza - Mobile Contenitore
Sideboard - Cabinet

Design by BOATTOMARTINOstudio

CREDENZA | SIDEBOARD

Lph | Wdh (cm) 220 x 50 x 89
Peso Struttura in legno | Weight with wooden structure (Kg) 117
Peso Struttura in marmo | Weight with marble structure (Kg) 175
Volume | Volume (m³) 1,35



MOBILE CONTENITORE | CABINET

Lph | Wdh (cm) 111 x 50 x 147
Peso Struttura in legno | Weight with wooden structure (Kg) 140
Peso Struttura in marmo | Weight with marble structure (Kg) 252
Volume | Volume (m³) 1,1



TUDOR

Credenza - Mobile Contenitore
Sideboard - Cabinet

Design by BOATTOMARTINOstudio

CREDENZA | SIDEBOARD

Lph | Wdh (cm) 250 x 51 x 73
Peso struttura top in legno | Weight structure with wooden top (Kg) 160
Peso Struttura top in marmo | Weight with marble top (Kg) 195
Volume | Volume (m³) 1,3



MOBILE CONTENITORE | CABINET

Lph | Wdh (cm) 112 x 51 x 140
Peso struttura top in legno | Weight structure with wooden top (Kg) 165
Peso Struttura top in marmo | Weight structure with marble top (Kg) 190
Volume | Volume (m³) 1,1



PRISMA

Mobile Bar
Bar Cabinet

Design by BOATTOMARTINOstudio

MOBILE BAR | BAR CABINET

Lph | Wdh (cm) 165 - 330 x 65 x 190
Peso | Weight (kg) 180
Volume | Volume (m³) 2,5



BIBLO

Libreria
Bookcase

Design by BOATTOMARTINOstudio

BIBLO 125
LIBRERIA | BOOKCASE

Lph | Wdh (cm) 125 x 35 x 202
Peso | Weight (kg) 220
Volume | Volume (m³) 1,15



BIBLO 160
LIBRERIA | BOOKCASE

Lph | Wdh (cm) 160 x 35 x 202
Peso | Weight (kg) 240
Volume | Volume (m³) 1,4



HUG

Libreria
Bookcase

Design by LUCA SCACCHETTI

LIBRERIA | BOOKCASE

Lph | Wdh (cm) 126 x 40 x 220
Peso | Weight (kg) 170
Volume | Volume (m³) 1,5



GISELLE

Libreria
Bookcase

Design by BOATTOMARTINOstudio

GISELLE
LIBRERIA | BOOKCASE

Lph | Wdh (cm) 152 x 36 x 197
Peso | Weight (kg) 115
Volume | Volume (m³) 1,35

GISELLE 2.5
LIBRERIA | BOOKCASE

Lph | Wdh (cm) 250 x 36 x 197
Peso | Weight (kg) 163
Volume | Volume (m³) 2



PARISIENNE

Consolle
Console

Design by CAPITAL CREATIVE Lab

CONSOLLE | CONSOLE

Lph | Wdh (cm) 150 x 58 x 80
Peso | Weight (Kg) 79
Volume | Volume (m³) 0,9



MAYFAIR

Consolle
Console

Design by CAPITAL CREATIVE Lab

CONSOLLE | CONSOLE

Lph | Wdh (cm) 150 x 45 x 81
Peso struttura top in legno | Weight structure with wooden top (Kg) 51
Peso Struttura top in marmo | Weight structure with marble top (Kg) 71
Volume | Volume (m³) 0,9



GISELLE

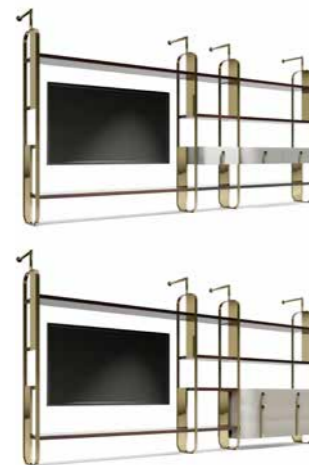
Mobile Modulare TV
Modular Unit TV

Design by BOATTOMARTINOstudio

MOBILE MODULARE TV |
MODULAR UNIT TV

Questo articolo è realizzabile
secondo progetto cliente.

Customized on client request.



CARISMA

Consolle
Console

Design by LUCA SCACCHETTI

CONSOLLE | CONSOLE

Lph | Wdh (cm) 160 x 44 x 79
Peso | Weight (kg) 45
Volume | Volume (m³) 0,75



EDEN

Consolle
Console

Design by BOATTOMARTINOstudio

CONSOLLE | CONSOLE

Lph | Wdh (cm) 140 x 43 x 85
Peso | Weight (kg) 61,5
Volume | Volume (m³) 0,7



ERCOLE

Consolle
Console

Design by BOATTOMARTINOstudio

CONSOLLE | CONSOLE

Lph | Wdh (cm) 145 x 45 x 83
Peso | Weight (kg) 130
Volume | Volume (m³) 0,75



GRAND

Consolle
Console

Design by BOATTOMARTINOstudio

GRAND - L
CONSOLLE | CONSOLE

Lph | Wdh (cm) 160 x 45 x 75
Peso | Weight (kg) 61,5
Volume | Volume (m³) 0,7



GRAND - XL
CONSOLLE | CONSOLE

Lph | Wdh (cm) 160 x 45 x 83
Peso | Weight (kg) 67,5
Volume | Volume (m³) 0,75



KARAMEL

Consolle
Console

Design by CAPITAL CREATIVE Lab

KARAMEL - L
CONSOLLE | CONSOLE

Lph | Wdh (cm) 120 x 40 x 83
Peso | Weight (kg) 55
Volume | Volume (m³) 0,6



KARAMEL - XL
CONSOLLE | CONSOLE

Lph | Wdh (cm) 160 x 40 x 83
Peso | Weight (kg) 61
Volume | Volume (m³) 0,75



MAJESTIC

Consolle
Console

Design by CAPITAL CREATIVE Lab

CONSOLLE | CONSOLE

Lph | Wdh (cm) 150 x 50 x 81
Peso struttura top in legno | Weight structure with wooden top (Kg) 41
Peso Struttura top in marmo | Weight structure with marble top (Kg) 55
Volume | Volume (m³) 0,8



JUBILEE

Consolle
Console

Design by CAPITAL CREATIVE Lab

CONSOLLE | CONSOLE

Lph | Wdh (cm) 150 x 50 x 81
Peso struttura top in legno | Weight structure with wooden top (Kg) 41
Peso Struttura top in marmo | Weight structure with marble top (Kg) 55
Volume | Volume (m³) 0,75



KANDY

Consolle
Console

Design by CAPITAL CREATIVE Lab

CONSOLLE | CONSOLE

Lph | Wdh (cm) 156 x 50 x 77
Peso struttura con cassetti | Weight structure with drawers (Kg) 51
Peso Struttura senza cassetti | Weight structure without drawers (Kg) 56
Volume | Volume (m³) 0,75



ORION

Consolle
Console

Design by CAPITAL CREATIVE Lab

CONSOLLE | CONSOLE

Lph | Wdh (cm) 150 x 50 x 81
Peso struttura top in legno | Weight structure with wooden top (Kg) 70
Peso Struttura top in marmo | Weight with marble top (Kg) 90
Volume | Volume (m³) 0,8



TRILOGY

Consolle
Console

Design by BOATTOMARTINOstudio

CONSOLLE | CONSOLE

Lph | Wdh (cm) 140 x 43 x 85
Peso struttura top in legno | Weight structure with wooden top (Kg) 60
Peso Struttura top in marmo | Weight with marble top (Kg) 80
Volume | Volume (m³) 0,7



CARISMA

Tavolo
Table

Design by LUCA SCACCHETTI

CARISMA - R
TAVOLO RETTANGOLARE |
RECTANGULAR TABLE

Lph | Wdh (cm) 220 x 110 x 77
Peso | Weight (Kg) 118
Volume | Volume (m³) 0,55

CARISMA - Q
TAVOLO QUADRATO | SQUARE
TABLE

Lph | Wdh (cm) 150 x 150 x 77
Peso | Weight (Kg) 85
Volume | Volume (m³) 0,5



CONVIVIO

Tavolo
Table

Design by BOATTOMARTINOstudio

TAVOLO | TABLE

Lph | Wdh (cm) 280 x 120 x 76
Peso struttura top in legno | Weight
structure with wooden top (Kg) 110
Peso Struttura top in marmo | Weight with
marble top (Kg) 243
Volume | Volume (m³) 2



KONG · KORP

Tavolo
Table

Design by CAPITAL CREATIVE Lab

KONG
TAVOLO TONDO | ROUND TABLE

Dh | Dh (cm) 180 x 78
Peso | Weight (Kg) 142
Volume | Volume (m³) 1,1

KORP
TAVOLO TONDO | ROUND TABLE

Dh | Dh (cm) 160 x 77
Peso | Weight (Kg) 110
Volume | Volume (m³) 1,2



MUST

Tavolo
Table

Design by CAPITAL CREATIVE Lab

MUST - T
TAVOLO ROTONDO | ROUND TABLE

Dh | Dh (cm) 160 x 77
Peso | Weight (Kg) 46
Volume | Volume (m³) 1,15

MUST - R
TAVOLO RETTANGOLARE |
RECTANGULAR TABLE

Lph | Wdh (cm) 260 x 110 x 75
Peso | Weight (Kg) 105
Volume | Volume (m³) 2



ERCOLE

Tavolo
Table

Design by BOATTOMARTINOstudio

ERCOLE
TAVOLO ROTONDO | ROUND
TABLE

Dh | Dh (cm) 160 x 78
Peso | Weight (Kg) 510
Volume | Volume (m³) 1,1

ERCOLE
TAVOLO OVALE | OVAL TABLE

Lph | Wdh (cm) 280 x 120 x 78
Peso | Weight (Kg) 493
Volume | Volume (m³) 1,3



ECLECTIC

Tavolo
Table

Design by CAPITAL CREATIVE Lab

TAVOLO | TABLE

Lph | Wdh (cm) 260 x 100 x 76
Peso struttura top in vetro | Weight
structure with glass top (Kg) 120
Peso Struttura top in legno | Weight
with wooden top (Kg) 110
Volume | Volume (m³) 2



PLIE'

Tavolo
Table

Design by BOATTOMARTINOstudio

TAVOLO | TABLE

Lph | Wdh (cm) 240 x 110 x 77
Peso | Weight (Kg) 215
Volume | Volume (m³) 1,6



PRISMA

Tavolo
Table

Design by BOATTOMARTINOstudio

PRISMA 240

Lph | Wdh (cm) 240 x 110 x 77
Peso | Weight (Kg) 120
Volume | Volume (m³) 1,5

PRISMA 260

Lph | Wdh (cm) 260 x 110 x 77
Peso | Weight (Kg) 136
Volume | Volume (m³) 1,6

PRISMA 300

Lph | Wdh (cm) 300 x 110 x 77
Peso | Weight (Kg) 176
Volume | Volume (m³) 1,7



ROCK

Tavolo
Table

Design by CAPITAL CREATIVE Lab

ROCK - T180
TAVOLO ROTONDO | ROUND TABLE
Dh | Wdh (cm) 180 x 75
Peso | Weight (Kg) 180
Volume | Volume (m³) 1,3



ROCK - R
TAVOLO RETTANGOLARE |
RECTANGULAR TABLE

Lph | Wdh (cm) 220 x 120 x 77
Peso | Weight (Kg) 146
Volume | Volume (m³) 1,1



Lph | Wdh (cm) 280 x 120 x 77
Peso | Weight (Kg) 196
Volume | Volume (m³) 1,2

Lph | Wdh (cm) 320 x 120 x 77
Peso | Weight (Kg) 242
Volume | Volume (m³) 1,3

ROCK
TAVOLO OVALE | OVAL TABLE
Lph | Wdh (cm) 280 x 120 x 75
Peso | Weight (Kg) 313
Volume | Volume (m³) 2



BEVERLY

Sedia con bracciolo · Chair With arm
Sedia · Chair

Design by CAPITAL CREATIVE Lab

SEDIA C\B | CHAIR WITH ARM

Lph | Wdh (cm) 64 x 61 x 94
H seduta | H seat (cm) 47
H bracciolo | H arm (cm) 63
Peso | Weight (kg) 10
Volume | Volume (m³) 0,45



SEDIA S\B | CHAIR WITHOUT ARM

Lph | Wdh (cm) 55 x 65 x 94
H seduta | H seat (cm) 47
H bracciolo | H arm (cm) -
Peso | Weight (kg) 9,4
Volume | Volume (m³) 0,45



TUDOR

Tavolo
Table

Design by BOATTOMARTINOstudio

TUDOR - Q
TAVOLO QUADRATO | SQUARE TABLE

Lph | Wdh (cm) 165 x 165 x 76
Peso struttura top in legno | Weight
structure with wooden top (Kg) 85
Peso Struttura top in marmo | Weight with
marble top (Kg) 115
Volume | Volume (m³) 0,9



TUDOR - R
TAVOLO RETTANGOLARE |
RECTANGULAR TABLE

Lph | Wdh (cm) 260 x 110 x 76
Peso struttura top in legno | Weight
structure with wooden top (Kg) 133
Peso Struttura top in marmo | Weight with
marble top (Kg) 209
Volume | Volume (m³) 1,1



DIVA

Sedia con bracciolo · Chair With arm
Sedia · Chair

Design by BOATTOMARTINOstudio

SEDIA C\B | CHAIR WITH ARM

Lph | Wdh (cm) 58 x 56 x 90
H seduta | H seat (cm) 47
H bracciolo | H arm (cm) 60
Peso | Weight (kg) 9,4
Volume | Volume (m³) 0,45



SEDIA S\B | CHAIR WITHOUT ARM

Lph | Wdh (cm) 58 x 56 x 90
H seduta | H seat (cm) 47
H bracciolo | H arm (cm) -
Peso | Weight (kg) 8,4
Volume | Volume (m³) 0,45



GIULIETTE

Sedia
Chair

Design by CAPITAL CREATIVE Lab

SEDIA | CHAIR

Lph | Wdh (cm) 63 x 57 x 87
H seduta | H seat (cm) 47
H bracciolo | H arm (cm) 66
Peso | Weight (kg) 14
Volume | Volume (m³) 0,4



GALA

Sedia
Chair

Design by BOATTOMARTINOstudio

SEDIA | CHAIR

Lph | Wdh (cm) 61 x 61 x 85
H seduta | H seat (cm) 49
H bracciolo | H arm (cm) 68
Peso | Weight (kg) 9,6
Volume | Volume (m³) 0,45



KARAB

Sedia
Chair

Design by CAPITAL CREATIVE Lab

SEDIA | CHAIR

Lph | Wdh (cm) 58 x 60 x 105
H seduta | H seat (cm) 50
H bracciolo | H arm (cm) -
Peso | Weight (kg) 14
Volume | Volume (m³) 0,45



KEATRIX

Sedia con bracciolo · Chair with arm
Sedia · Chair

Design by CAPITAL CREATIVE Lab

KEATRIX - S
SEDIA C\B | CHAIR WITH ARM

Lph | Wdh (cm) 58 x 61 x 88
H seduta | H seat (cm) 49
H bracciolo | H arm (cm) 66
Peso | Weight (kg) 13
Volume | Volume (m³) 0,4



KEATRIX - M
SEDIA S\B | CHAIR WITHOUT ARM

Lph | Wdh (cm) 58 x 61 x 98
H seduta | H seat (cm) 49
Peso | Weight (kg) 13
Volume | Volume (m³) 0,4



KEATRIX - L
SEDIA C\B | CHAIR WITH ARM

Lph | Wdh (cm) 58 x 61 x 98
H seduta | H seat (cm) 49
H bracciolo | H arm (cm) -
Peso | Weight (kg) 14
Volume | Volume (m³) 0,4



NINFEA

Sedia
Chair

Design by CAPITAL CREATIVE Lab

SEDIA | CHAIR

Lph | Wdh (cm) 54 x 57 x 82
H seduta | H seat (cm) 46
H bracciolo | H arm (cm) -
Peso | Weight (kg) 14
Volume | Volume (m³) 0,35

MADAME

Sedia con bracciolo · Chair With arm
Sedia · Chair

Design by LUCA SCACCHETTI

SEDIA C\`b | CHAIR WITH ARM

Lph | Wdh (cm) 58 x 60 x 89
H seduta | H seat (cm) 48
H bracciolo | H arm (cm) 60
Peso | Weight (kg) 14,5
Volume | Volume (m³) 0,4

SEDIA S\`b | CHAIR WHITOUT ARM

Lph | Wdh (cm) 58 x 60 x 89
H seduta | H seat (cm) 48
H bracciolo | H arm (cm) -
Peso | Weight (kg) 12,5
Volume | Volume (m³) 0,4

AMELIE

Letto
Bed

Design by CAPITAL CREATIVE Lab

LETTO | BED

Lph | Wdh (cm) 200 x 220 x 138
Peso | Weight (Kg) 150
Volume | Volume (m³) 3

ALLURE

Letto
Bed

BOATTOMARTINOstudio

ALLURE - L
LETTO | BEDLph | Wdh (cm) 217 x 228 x 85
Peso | Weight (Kg) 164
Volume | Volume (m³) 3ALLURE - XL
LETTO | BEDLph | Wdh (cm) 237 x 228 x 85
Peso | Weight (Kg) 180
Volume | Volume (m³) 3,5

KANA

Sedia
Chair

Design by CAPITAL CREATIVE Lab

SEDIA | CHAIR

Lph | Wdh (cm) 71 x 67 x 75
H seduta | H seat (cm) 46
H bracciolo | H arm (cm) 67,5
Peso | Weight (kg) 12,5
Volume | Volume (m³) 0,45

DIVA

Sgabello
Stool

Design by BOATTOMARTINOstudio

DIVA - H
SGABELLO | STOOLLph | Wdh (cm) 54 x 52 x 107
H seduta | H seat (cm) 75
H bracciolo | H arm (cm) 89
Peso | Weight (kg) 15
Volume | Volume (m³) 0,4DIVA - L
SGABELLO | STOOLLph | Wdh (cm) 54 x 52 x 97
H seduta | H seat (cm) 65
H bracciolo | H arm (cm) 79
Peso | Weight (kg) 13
Volume | Volume (m³) 0,4

ALLURE LUX

Letto
Bed

Design by BOATTOMARTINOstudio

ALLURE LUX - L
LETTO | BEDLph | Wdh (cm) 340 x 235 x 96
Peso | Weight (Kg) 275
Volume | Volume (m³) 4,8ALLURE LUX - XL
LETTO | BEDLph | Wdh (cm) 340 x 235 x 96
Peso | Weight (Kg) 295
Volume | Volume (m³) 5,2

CLAIRE

Letto
Bed

Design by CAPITAL CREATIVE Lab

LETTO | BED

Lph | Wdh (cm) 200 x 220 x 138
Peso | Weight (Kg) 150
Volume | Volume (m³) 3

EDEN

Letto
Bed

Design by BOATTOMARTINOstudio

LETTO | BED

Lph | Wdh (cm) 244 x 220 x 150
Peso | Weight (Kg) 211
Volume | Volume (m³) 2,6



FREY

Letto
Bed

Design by BOATTOMARTINOstudio

LETTO | BED

Lph | Wdh (cm) 280 x 222 x 135
Peso | Weight (Kg) 221
Volume | Volume (m³) 3



TRILOGY

Letto
Bed

Design by BOATTOMARTINOstudio

TRILOGY - L
LETTO | BED

Lph | Wdh (cm) 194 x 220 x 140
Peso | Weight (Kg) 192
Volume | Volume (m³) 2,5



TRILOGY - XL
LETTO | BED

Lph | Wdh (cm) 330 x 220 x 140
Peso | Weight (Kg) 248
Volume | Volume (m³) 3



KLASS

Letto
Bed

Design by CAPITAL CREATIVE Lab

LETTO | BED

Lph | Wdh (cm) 212 x 231 x 140
Peso | Weight (Kg) 170
Volume | Volume (m³) 2,5



JUBILEE

Letto
Bed

Design by CAPITAL CREATIVE Lab

JUBILEE - L
LETTO | BED

Lph | Wdh (cm) 211 x 225 x 151
Peso | Weight (Kg) 290
Volume | Volume (m³) 2,8



JUBILEE - XL
LETTO | BED

Lph | Wdh (cm) 335 x 225 x 170
Peso | Weight (Kg) 344
Volume | Volume (m³) 3,4



KESY XL

Letto
Bed

Design by CAPITAL CREATIVE Lab

LETTO | BED

Lph | Wdh (cm) 321 x 220 x 160
Peso | Weight (Kg) 205
Volume | Volume (m³) 3,2



MAJESTIC

Letto
Bed

Design by BOATTOMARTINOstudio

MAJESTIC - L
LETTO | BED

Lph | Wdh (cm) 238 x 220 x 153
Peso | Weight (Kg) 212
Volume | Volume (m³) 2,6



MAJESTIC - XL
LETTO | BED

Lph | Wdh (cm) 360 x 220 x 153
Peso | Weight (Kg) 259
Volume | Volume (m³) 3



MAYFAIR

Letto
Bed

Design by BOATTOMARTINOstudio

LETTO | BED

Lph | Wdh (cm) 210 x 231 x 100
Peso | Weight (Kg) 150
Volume | Volume (m³) 2,5



MORFEO

Letto
Bed

Design by BOATTOMARTINOstudio

LETTO | BED

Lph | Wdh (cm) 246 x 220 x 160
Peso | Weight (Kg) 210
Volume | Volume (m³) 2,7



ORION

Letto
Bed

Design by CAPITAL CREATIVE Lab

ORION - L
LETTO | BED

Lph | Wdh (cm) 210 x 225 x 134
Peso | Weight (Kg) 160
Volume | Volume (m³) 2,5



ORION - XL
LETTO | BED

Lph | Wdh (cm) 360 x 225 x 134
Peso | Weight (Kg) 224
Volume | Volume (m³) 3

MAYFAIR

Comodino
Bedside Table

Design by CAPITAL CREATIVE Lab

COMODINO | BEDSIDE TABLE

Dh | Dh (cm) 50 x 55
Peso struttura top in legno | Weight
structure with wooden top (Kg) 12
Peso Struttura top in marmo | Weight
with marble top (Kg) 19
Volume | Volume (m³) 0,2



EDEN

Comodino
Bedside Table

Design by BOATTOMARTINOstudio

EDEN - L
COMODINO | BEDSIDE TABLE

Lph | Wdh (cm) 65 x 40 x 55
Peso | Weight (Kg) 30
Volume | Volume (m³) 0,25



EDEN - XL
COMODINO | BEDSIDE TABLE

Lph | Wdh (cm) 65 x 45 x 55
Peso | Weight (Kg) 26,4
Volume | Volume (m³) 0,25

KIMERA

Letto
Bed

Design by CAPITAL CREATIVE Lab

KIMERA - XL
LETTO | BED

Lph | Wdh (cm) 334 x 225 x 170
Peso | Weight (Kg) 320
Volume | Volume (m³) 3
Materasso | Mattress (cm) 180 x 200



DATEJUST

Comodino
Bedside Table

Design by CAPITAL CREATIVE Lab

COMODINO | BEDSIDE TABLE

Dh | Dh (cm) 54 x 55
Peso struttura top in legno | Weight
structure with wooden top (Kg) 24
Peso Struttura top in marmo | Weight
with marble top (Kg) 32
Volume | Volume (m³) 0,25



MAJESTIC

Comodino
Bedside Table

Design by CAPITAL CREATIVE Lab

COMODINO | BEDSIDE TABLE

Dh | Dh (cm) 54 x 55
Peso struttura top in legno | Weight
structure with wooden top (Kg) 24
Peso Struttura top in marmo | Weight with
marble top (Kg) 32
Volume | Volume (m³) 0,25



MILES

Comodino
Bedside Table

Design by CAPITAL CREATIVE Lab

COMODINO | BEDSIDE TABLE

Lph | Wdh (cm) 66 x 43 x 65
Peso | Weight (Kg) 40
Volume | Volume (m³) 0,25



ORION

Comodino
Bedside Table

Design by CAPITAL CREATIVE Lab

ORION - L
COMODINO | BEDSIDE TABLE

Lph | Wdh (cm) 60 x 45 x 58
Peso struttura top in legno | Weight structure with wooden top (Kg) 34,4
Peso Struttura top in marmo | Weight with marble top (Kg) 40
Volume | Volume (m³) 0,25



ORION - XL
COMODINO | BEDSIDE TABLE

Lph | Wdh (cm) 60 x 45 x 58
Peso struttura top in legno | Weight structure with wooden top (Kg) 40
Peso Struttura top in marmo | Weight with marble top (Kg) 47
Volume | Volume (m³) 0,25



TRILOGY

Comodino
Bedside Table

Design by BOATTOMARTINOstudio

COMODINO | BEDSIDE TABLE

Lph | Wdh (cm) 61 x 45 x 60
Peso struttura top in legno | Weight structure with wooden top (Kg) 27
Peso Struttura top in marmo | Weight with marble top (Kg) 38
Volume | Volume (m³) 0,25



ORION

Comò
Chest of Drawers

Design by CAPITAL CREATIVE Lab

COMÒ | CHEST OF DRAWERS

Lph | Wdh (cm) 130 x 50 x 81
Peso struttura top in legno | Weight structure with wooden top (Kg) 112
Peso Struttura top in marmo | Weight with marble top (Kg) 132
Volume | Volume (m³) 0,8



TRILOGY

Comò
Chest of Drawers

Design by BOATTOMARTINOstudio

COMÒ | CHEST OF DRAWERS

Lph | Wdh (cm) 140 x 50 x 80
Peso struttura top in legno | Weight structure with wooden top (Kg) 108
Peso Struttura top in marmo | Weight with marble top (Kg) 138
Volume | Volume (m³) 0,8



EDEN

Comò
Chest of Drawers

Design by BOATTOMARTINOstudio

COMÒ | CHEST OF DRAWERS

Lph | Wdh (cm) 140 x 52 x 85
Peso | Weight (kg) 120
Volume | Volume (m³) 0,8



JUBILEE

Comò
Chest of Drawers

Design by CAPITAL CREATIVE Lab

COMÒ | CHEST OF DRAWERS

Lph | Wdh (cm) 140 x 50 x 81
Peso struttura top in legno | Weight structure with wooden top (Kg) 102
Peso Struttura top in marmo | Weight with marble top (Kg) 127
Volume | Volume (m³) 0,8



KIRK

Comò
Chest of Drawers

Design by CAPITAL CREATIVE Lab

COMÒ | CHEST OF DRAWERS

Lph | Wdh (cm) 156 x 50 x 76
Peso | Weight (kg) 137
Volume | Volume (m³) 0,8



MAJESTIC

Comò
Chest of Drawers

Design by BOATTOMARTINOstudio

COMÒ | CHEST OF DRAWERS

Lph | Wdh (cm) 140 x 50 x 81
Peso struttura top in legno | Weight structure with wooden top (Kg) 102
Peso Struttura top in marmo | Weight with marble top (Kg) 127
Volume | Volume (m³) 0,8



GRAND

Panca
Bench

Design by BOATTOMARTINOstudio

PANCA | BENCH

Lph | Wdh (cm) 120 x 56 x 42
H seduta | H seat (cm) 42
H bracciolo | H arm (cm) -
Peso | Weight (kg) 31,4
Volume | Volume (m³) 0,45



KOSTA

Panca
Bench

Design by CAPITAL CREATIVE Lab

PANCA | BENCH

Lph | Wdh (cm) 130 x 41 x 65
H bracciolo | H arm (cm) -
Peso | Weight (kg) 13
Volume | Volume (m³) 0,5



VENERE

Cabina Armadio
Walk in closet

Design by CAPITAL CREATIVE Lab

CABINA ARMADIO | WALK IN CLOSET

Lph | Wdh (cm) 250 x 62 x 265
Peso | Weight (kg) 375
Volume | Volume (m³) 2



MAJESTIC

Scrivania
Writing Desk

Design by CAPITAL CREATIVE Lab

SCRIVANIA | WRITING DESK

Lph | Wdh (cm) 150 x 50 x 81
Peso | Weight (Kg) 40
Volume | Volume (m³) 0,85



MAJESTIC

Panca
Bench

Design by CAPITAL CREATIVE Lab

MAJESTIC - M
PANCA | BENCH

Lph | Wdh (cm) 54 x 48 x 45
H seduta | H seat (cm) 45
H bracciolo | H arm (cm) -
Peso | Weight (kg) 19
Volume | Volume (m³) 0,2



MAJESTIC - L
PANCA | BENCH

Lph | Wdh (cm) 120 x 48 x 45
H seduta | H seat (cm) 45
H bracciolo | H arm (cm) -
Peso | Weight (kg) 28
Volume | Volume (m³) 0,45

GISELLE

Cabina Armadio
Walk in closet

Design by BOATTOMARTINOstudio

CABINA ARMADIO | WALK IN CLOSET

Questo articolo è realizzabile secondo progetto cliente.

Customized on client request.



BOLIVAR

Scrivania
Writing Desk

Design by BOATTOMARTINOstudio

SCRIVANIA | WRITING DESK

Lph | Wdh (cm) 160 x 72 x 76
Peso | Weight (Kg) 76,5
Volume | Volume (m³) 1,2



LINCOLN

Scrivania
Writing Desk

Design by BOATTOMARTINOstudio

LINCOLN - L
SCRIVANIA | WRITING DESK

Lph | Wdh (cm) 220 x 100 x 75
Peso | Weight (Kg) 125
Volume | Volume (m³) 1



LINCOLN - XL
SCRIVANIA | WRITING DESK

Lph | Wdh (cm) 220 x 247 x 75
Peso | Weight (Kg) 209
Volume | Volume (m³) 1,8



MONDRIAN

Scrivania
Writing Desk

Design by BOATTOMARTINOstudio

SCRIVANIA | WRITING DESK

Lph | Wdh (cm) 240 x 100 x 78
Peso | Weight (Kg) 160
Volume | Volume (m³) 1,3



OLIMPIA

Scrivania
Writing Desk

Design by BOATTOMARTINOstudio

OLIMPIA - L
SCRIVANIA | WRITING DESK

Lph | Wdh (cm) 280 x 100 x 78
Peso | Weight (Kg) 180
Volume | Volume (m³) 1,5



OLIMPIA - XL
SCRIVANIA | WRITING DESK

Lph | Wdh (cm) 280 x 200 x 78
Peso | Weight (Kg) 230
Volume | Volume (m³) 2



DIVA

Poltrona Ufficio
Office Armchair

Design by BOATTOMARTINOstudio

DIVA OFFICE XL
POLTRONA UFFICIO | OFFICE
ARMCHAIR

Lph | Wdh (cm) 65 x 75 x 125
H seduta | H seat (cm) 45
H bracciolo | H arm (cm) 68
Peso | Weight (Kg) 24
Volume | Volume (m³) 0,75



DIVA OFFICE XL - W
POLTRONA UFFICIO | OFFICE
ARMCHAIR

Lph | Wdh (cm) 65 x 75 x 125
H seduta | H seat (cm) 45
H bracciolo | H arm (cm) 68
Peso | Weight (kg) 20
Volume | Volume (m³) 0,75



DIVA OFFICE L
POLTRONA UFFICIO | OFFICE
ARMCHAIR

Lph | Wdh (cm) 58 x 57 x 115
H seduta | H seat (cm) 47
H bracciolo | H arm (cm) 65
Peso | Weight (kg) 19
Volume | Volume (m³) 0,55



EXPLORER

Poltrona Ufficio
Office Armchair

Design by LUCA SCACCHETTI

EXPLORER - XL
POLTRONA UFFICIO | OFFICE
ARMCHAIR

Lph | Wdh (cm) 69 x 66 x 112
H seduta | H seat (cm) 45
H bracciolo | H arm (cm) 61
Peso | Weight (Kg) 25
Volume | Volume (m³) 0,7



EXPLORER - L
POLTRONA UFFICIO | OFFICE
ARMCHAIR

Lph | Wdh (cm) 62 x 59 x 104
H seduta | H seat (cm) 45
H bracciolo | H arm (cm) 61
Peso | Weight (kg) 20
Volume | Volume (m³) 0,55



TYCOON L

Scrivania
Writing Desk

Design by LUCA SCACCHETTI

SCRIVANIA | WRITING DESK

Lph | Wdh (cm) 260 x 110 x 75
Peso | Weight (Kg) 151
Volume | Volume (m³) 1,4



ORION

Specchio
Mirror

Design by CAPITAL CREATIVE Lab

ORION - Q
SPECCHIO QUADRATO | SQUARE
MIRROR

Lph | Wdh (cm) 130 x 8 x 130
Peso | Weight (Kg) 60
Volume | Volume (m³) 0,3



ORION - R
SPECCHIO RETTANGOLARE |
RECTANGULAR MIRROR

Lph | Wdh (cm) 75 x 8 x 130
Peso | Weight (Kg) 37
Volume | Volume (m³) 0,2



TRILOGY

Specchio
Mirror

Design by BOATTOMARTINOstudio

TRILOGY - R
SPECCHIO RETTANGOLARE |
RECTANGULAR MIRROR

Lph | Wdh (cm) 100 x 5 x 140
Peso | Weight (Kg) 37
Volume | Volume (m³) 0,2



TRILOGY - Q
SPECCHIO QUADRATO | SQUARE
MIRROR

Lph | Wdh (cm) 100 x 5 x 100
Peso | Weight (Kg) 30
Volume | Volume (m³) 0,15



TRILOGY - T
SPECCHIO ROTONDO | ROUND
MIRROR

Dh | Dh (cm) 90 x 3
Peso | Weight (Kg) 22
Volume | Volume (m³) 0,1



KU

Specchio
Mirror

Design by CAPITAL CREATIVE Lab

KU - Q
SPECCHIO QUADRATO | SQUARE
MIRROR

Lph | Wdh (cm) 100 x 5 x 100
Peso | Weight (Kg) 27
Volume | Volume (m³) 0,15

KU - R
SPECCHIO RETTANGOLARE |
RECTANGULAR MIRROR

Lph | Wdh (cm) 100 x 5 x 160
Peso | Weight (Kg) 35
Volume | Volume (m³) 0,2



ADONE

Specchio
Mirror

Design by BOATTOMARTINOstudio

ADONE
SPECCHIO | MIRROR

Lph | Wdh (cm) 36 x 20 x 210
Peso | Weight (Kg) 28
Volume | Volume (m³) 0,18

ADONE WALL
SPECCHIO MURO | MIRROR WALL

Lph | Wdh (cm) 50 x 5 x 170
Peso | Weight (Kg) 41
Volume | Volume (m³) 0,1



MUSA

Illuminazione
Lighting

Design by CAPITAL CREATIVE Lab

MUSA - A
LAMPADA SOSPENSIONE | HANGING
LAMP

Lph | Wdh (cm) 13 x 13 x 100
Peso | Weight (Kg) 2
Volume | Volume (m³) 0,1

MUSA - B
LAMPADA TAVOLO | TABLE LAMP

Lph | Wdh (cm) 31 x 18 x 70
Peso | Weight (Kg) 4
Volume | Volume (m³) 0,1

MUSA - C
LAMPADA DA TERRA | FLOOR LAMP

Dh | Dh (cm) 45 x 175
Peso | Weight (Kg) 7
Volume | Volume (m³) 0,4



KISKA

Illuminazione
Lighting

Design by CAPITAL CREATIVE Lab

LAMPADA TAVOLO | TABLE LAMP

Lph | Wdh (cm) 16 x 16 x 48
Peso | Weight (Kg) 5
Volume | Volume (m³) 0,05



RONDÒ

Specchio
Mirror

Design by BOATTOMARTINOstudio

RONDÒ
SPECCHIO 70 | MIRROR 70

Dh | Dh (cm) 76 x 5
Peso struttura in legno | Weight with
wooden structure (Kg) 19
Peso Struttura in marmo | Weight with
marble structure (Kg) 26
Volume | Volume (m³) 0,1

RONDÒ
SPECCHIO 100 | MIRROR 100

Dh | Dh (cm) 106 x 4
Peso struttura in legno | Weight with
wooden structure (Kg) 29
Peso Struttura in marmo | Weight with
marble structure (Kg) 42
Volume | Volume (m³) 0,15



KONO

Illuminazione
Lighting

Design by CAPITAL CREATIVE Lab

LAMPADA DA TERRA | FLOOR LAMP

Fusto | Base (cm) L 30 x P 30
DIAM Paralume | Lampshade (cm) 60
H tot. 197
Peso | Weight (Kg) 16
Volume | Volume (m³) 0,25



MONTECARLO

Illuminazione · Colonna
Lighting · Coloumn

Design by BOATTOMARTINOstudio

LAMPADA DA TERRA | FLOOR
LAMP

Lph | Wdh (cm) 34 x 34 x 148
Peso | Weight (Kg) 11
Volume | Volume (m³) 0,25

COLONNA | COLUMN

Lph | Wdh (cm) 28 x 28 x 110
Peso | Weight (Kg) 10
Volume | Volume (m³) 0,2



KAOS


Colonna
Coloumn

Design by CAPITAL CREATIVE Lab

COLONNA | COLUMN

Lph | Wdh (cm) 28 x 28 x 110
Peso | Weight (Kg) 20
Volume | Volume (m³) 0,15





Zen Carpet, detail

MINERVA

Tappeto
Carpet

Design by CAPITAL CREATIVE Lab

TAPPETO | CARPET

Lph | Wdh (cm) 260 x 315 x 1,5
Peso | Weight (Kg) 28
Volume | Volume (m³) 0,4



DIONISO

Tappeto
Carpet

Design by BOATTOMARTINOstudio

TAPPETO | CARPET

Lph | Wdh (cm) 260 x 315 x 1,5
Peso | Weight (Kg) 28
Volume | Volume (m³) 0,4



ZEN

Tappeto
Carpet

Design by CAPITAL CREATIVE Lab

TAPPETO | CARPET

Lph | Wdh (cm) 260 x 315 x 1,5
Peso | Weight (Kg) 28
Volume | Volume (m³) 0,4





Deco Cushions, detail

DECO CUSHIONS

Cuscini Decorativi
Deco Cushions

Design by CAPITAL CREATIVE Lab

CUSCINO 40 | CUSHION 40

Lph | Wdh (cm) L 40 x H 40
Peso | Weight (Kg) 0,6
Volume | Volume (m³) 0,03



CUSCINO 50 | CUSHION 50

Lph | Wdh (cm) L 50 x H 50
Peso | Weight (Kg) 1
Volume | Volume (m³) 0,03



CUSCINO 60 | CUSHION 60

Lph | Wdh (cm) L 60 x H 60
Peso | Weight (Kg) 1
Volume | Volume (m³) 0,05



CUSCINO 45x35 | CUSHION 45x35

Lph | Wdh (cm) L 45 x H 35
Peso | Weight (Kg) 1
Volume | Volume (m³) 0,03



GRAND CUSHION

Cuscino opzionale per Grand Divano
Optional cushion for Grand Sofa

Design by CAPITAL CREATIVE Lab

CUSCINO 60x50 | CUSHION 60x50

Lph | Wdh (cm) L 60 x H 50
Peso | Weight (Kg) 1
Volume | Volume (m³) 0,05



ROLLER

Rullo
Roller

Design by CAPITAL CREATIVE Lab

ROLLER 40 | ROLLER 40

Dh | Dh (cm) 40 x 20
Peso | Weight (Kg) 1
Volume | Volume (m³) 0,02



ROLLER 65 | ROLLER 65

Dh | Dh (cm) 65 x 20
Peso | Weight (Kg) 1
Volume | Volume (m³) 0,03



CAPITAL

COLLECTION CREATED AND CO ORDINATED

Alberto Viscovich
Federico Viscovich
BoattoMartino Studio
Capital CreativeLab

CONCEPT

Capital CreativeLab
Eleonora Grigoletto

PHOTOGRAPHY

Giulio Ghirardi
Thomas Pagani
Jorge Moro

GRAPHIC

Capital CreativeLab

PRINT

Tipografia Asolana

YEAR

Official Edition
March 2021

Thanks to:
Frette, Mingardo, Waiting For The Bus, Glamora,
Arte, Bover, Flos, Kundalini, Moooi, Roll&Hill



CAPITAL

CAPITAL a brand of Atmospha srl
35010 Z.I. Limena (Padova) Italy
Via Cesare Battisti, 68

T. +39 049 86 57 045
F. +39 049 88 46 984

www.capitalcollection.it
info@capitalcollection.it

Milan Showroom: Via Tortona 37

Visit our Italy Showroom only by appointment contacting
+39 049 8657045 or sending an email filling out the contact form.

Visita il nostro Showroom Italia solo su appuntamento contattando
lo +39 049 8657045 o inviando una mail compilando il form di contatto.



capitalcollection_interiors



@capitalcollection.it

1. Tutte le dimensioni riportate nella sezione tecnica sono in cm, sono approssimative e con possibilità di variazioni (tolleranza del 2%). L'azienda si riserva il diritto di effettuare modifiche e aggiornamenti tecnico-produttivi al presente catalogo senza preavviso. Le immagini e i colori dei prodotti stampati nel catalogo sono indicativi.
2. La rappresentazione delle finiture non può garantire la piena conformità con le finiture reali.
3. I materiali utilizzati in ogni prodotto sono di alta qualità, lavorati da personale esperto e controllati accuratamente lungo tutto il processo produttivo. Eventuali segni riscontrati nei rivestimenti in pelle, nelle essenze e nei marmi non devono essere considerati difetti, ma caratteristica naturale del materiale stesso.
4. Nell'ambito di un continuo processo di miglioramento dei propri prodotti, Capital si riserva il diritto di modificare gli stessi senza alcun preavviso.
5. Le foto e i testi contenuti nel presente elaborato non sono contrattualmente vincolanti.
6. I modelli sono esclusivi di Atmospha srl. Nessuna parte di questo catalogo può essere riprodotta in alcuna forma senza l'autorizzazione scritta di Atmospha srl.

1. All dimensions in the technical section are expressed in cm, small changes are possible (tolerance of 2%). The company reserves the right to make modifications and technical upgrades without notification. Images and color of products in the catalogue are approximate.
2. The finishes presented in the catalogue couldn't be fully corresponding to the real ones.
3. In each product we use high-quality materials, handled by experienced specialists and controlled accurately all along the productive process. Marks or signs you could find on leathers, woods or marble surfaces, are not to be considered defects but natural characteristic of the materials.
4. In the continuous process of improving its products, Capital reserves the right to modify them without any notice.
5. Photos and tests in the catalogue are not legally binding.
6. All items are Atmospha srl exclusive design. No pictures of this catalogue can be reproduced in any form without written permission from Atmospha srl.

capitalcollection.it